

## Table of Contents

CR-05 Goals and Outcomes .....	2
Idaho Department of Commerce .....	2
Leveraging .....	6
Idaho Department of Commerce- CDBG Program .....	6
CR-20- Affordable Housing .....	7
CR-35-Other Actions.....	8
Actions taken to address obstacles to meeting underserved needs. 91.220(k); 91.320(j).....	8
Actions taken to reduce the number of poverty-level families. 91.220(k); 91.320(j).....	8
Actions taken to develop institutional structure. 91.220(k); 91.320(j).....	9
Actions taken to enhance coordination between public and private housing and social service agencies. 91.220(k); 91.320(j).....	9
Actions taken to overcome the effects of any impediments identified in the jurisdictions analysis of impediments to fair housing choice. ....	10
CR-40 - Monitoring .....	18
Idaho Department of Commerce .....	18
Idaho Housing and Finance Association.....	19

## CR-05 Goals and Outcomes

*Progress the state has made in carrying out its strategic plan and its action plan. 91.520(a)*

Idaho Department of Commerce

Of the six goals established in the consolidated plan:

\$1,657,203 in CDBG funds were awarded to five projects meeting the **Public Facilities / Infrastructure- Compliance Goal**. 16,877 Idaho residents will benefit from these projects, as they will help bring their public facilities systems (infrastructure, community facilities, public utilities) into compliance with environmental laws, federal and state standards, industry standards, or best management practices. 10,665 of the residents are low-to-moderate income. The five projects consist of one wastewater, one water, one community center, and two senior centers.

\$1,305,000 in CDBG funds were awarded to five projects meeting the **Public Facilities / Infrastructure – Rehabilitation Goal**. 6,940 Idaho residents will benefit from the rehabilitation, replacement, or remodeling of a public facility system. 4,007 of the residents are low-to-moderate income. The five projects consist of two water systems, two community centers, and one post disaster.

\$3,830,000 in CDBG funds were awarded to nine projects meeting the **Public Facilities / Infrastructure – New Construction Goal**. 11,281 Idaho residents will benefit from projects that will construct new systems or facilities in their community. 6,622 of the residents benefiting are low to moderate income. The nine projects consist of two water systems, two wastewater systems, two fire stations, one fire tanker, one fire station, and one housing.

No CDBG funds were awarded to any projects meeting the **Economic Development – Job Creation Goal**.

\$500,000 in CDBG funds were awarded to one project meeting the **Economic Development – Downtown Revitalization Goal**. 2,505 Idaho residents will benefit from the elimination of sub-standard infrastructure systems (prevention of slum and blight) from their city's downtown redevelopment area.

\$1,457,985 in CDBG CV CARES funds were awarded to seven projects meeting the **Prepare, Prevent, and Respond to COVID-19 Infections**. 19,009 Idaho residents will benefit from public services and public facilities. 12,051 of the residents are low to moderate. The seven projects consist of six public parks and one meal delivery.

*Comparison of the proposed versus actual outcomes for each outcome measure submitted with the consolidated plan and explain, if applicable, why progress was not made toward meeting goals and objectives. 91.520(g)*

*Categories, priority levels, funding sources and amounts, outcomes/objectives, goal outcome indicators, units of measure, targets, actual outcomes/outputs, and percentage completed for each of the grantee's program year goals.*

*Assess how the jurisdiction's use of funds, particularly CDBG, addresses the priorities and specific objectives identified in the plan, giving special attention to the highest priority activities identified.*

Public Infrastructure and Facilities – Compliance: CDBG obligated / expended \$1,657,203 on activities. This did not meet the 25% goal of the 1.9 million.

Public Infrastructure and Facilities – Rehabilitation: CDBG obligated / expended \$1,325,000 on activities. This did not exceed the 30% goal of \$2.3 million.

Public Infrastructure and Facilities – New Construction: CDBG obligated / expended \$3,805,000 on

activities. This exceeded the 25% goal of \$1.9 million.

Economic Development – Job Creation: CDBG obligated / expended \$0 on job creation activities. This did not meet the 10% goal of \$766,000.


Economic Development – Downtown Revitalization: CDBG obligated / expended \$500,000 on downtown revitalization activities. This did not meet the 10% goal of \$766,000.

Note: For the CDBG program, Program Year 2021 Table 1 identifies the goals and their corresponding objectives, some of which may have a low percentage of completion or even zero percent (0%) of completion. This is misleading because a goal with its applicable objective is not reported until a project is closed out. It is not uncommon for CDBG projects to take over a year to complete, therefore, a CDBG project may be trending towards meeting a specific goal and its objective, but the trending data is not captured in the table because the project is not closed out.

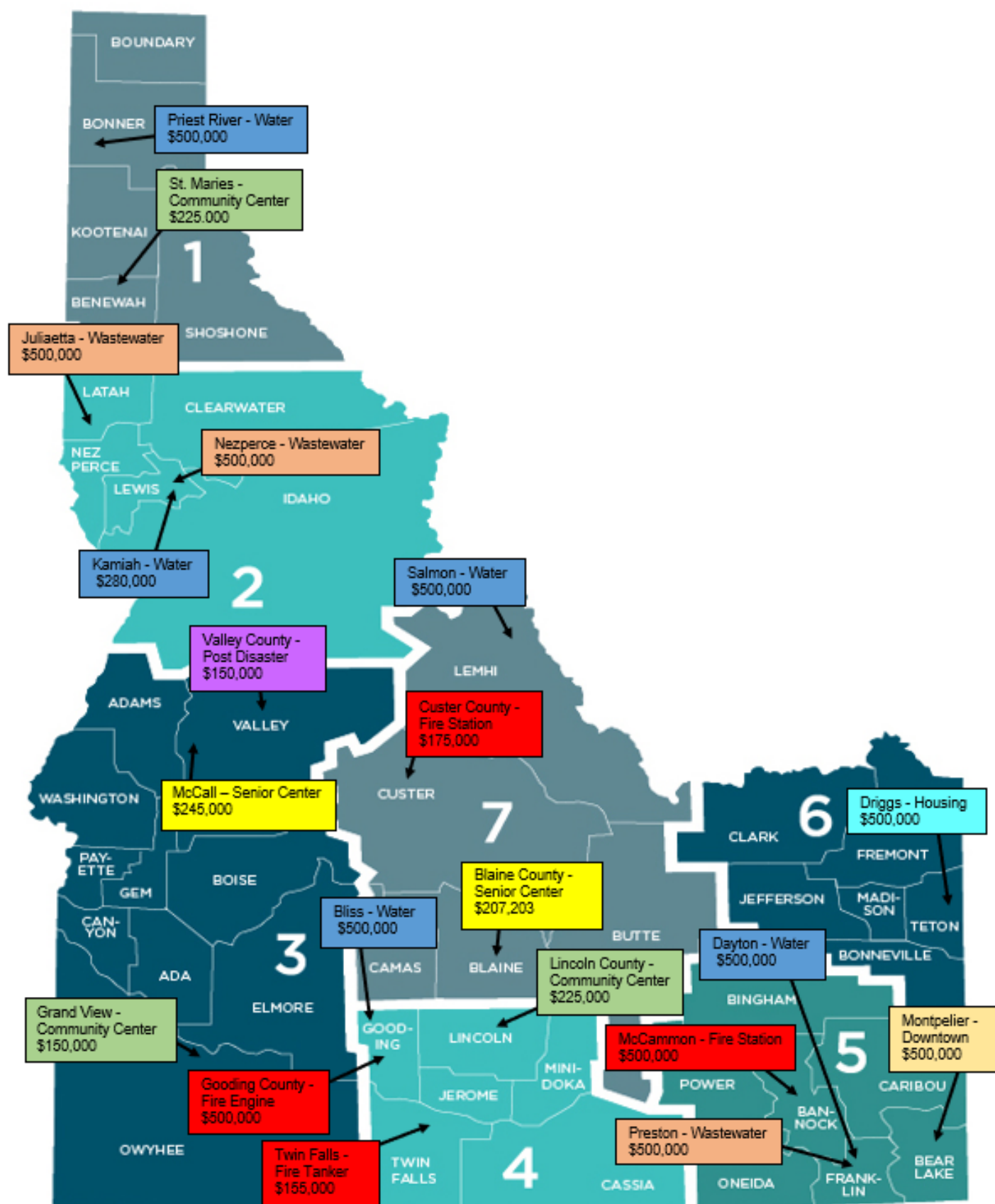
## CR-15-Resources and Investments

### CDBG

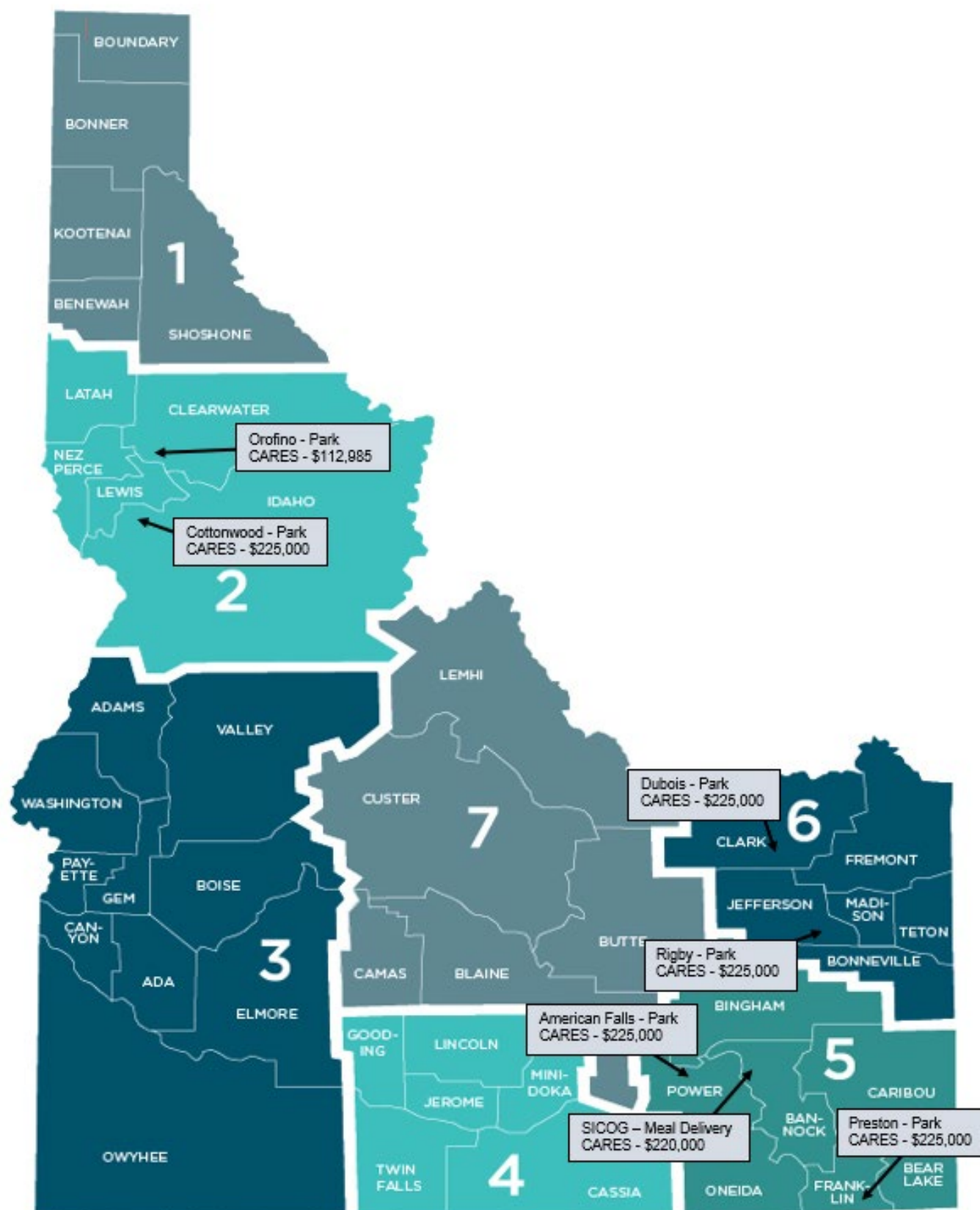
In the table below, the column identified as "Amount Expended during Program year (2021) as reported in PR-50.

			Office of Community Planning and Development		DATE:	05-06-22
			U.S. Department of Housing and Urban Development		TIME:	16:21
			Integrated Disbursement and Information System		PAGE:	1
			Expenditure Report			
			Use of CDBG Funds by IDAHO from 04-01-2021 to 03-31-2022			
Matrix Code	Activity Group	Matrix Code Name	Disbursements during PY 2021	Percent of Total Disbursed in 2021		
03A	PI	Senior Centers	491,174.00	7.00%		
03D	PI	Youth Centers	160,008.00	2.28%		
03F	PI	Parks, Recreational Facilities	828,671.00	11.80%		
03G	PI	Parking Facilities	304,967.00	4.34%		
03J	PI	Water/Sewer Improvements	3,508,694.00	49.98%		
03K	PI	Street Improvements	58,530.00	0.83%		
03L	PI	Sidewalks	500,000.00	7.12%		
03O	PI	Fire Station/Equipment	353,001.00	5.03%		
<b>Subtotal for : Public Facilities and Improvements</b>			<b>6,205,045.00</b>	<b>88.38%</b>		
21A	AP	General Program Administration	506,643.00	7.22%		
21J	AP	State Administration	224,345.98	3.20%		
<b>Subtotal for : General Administration and Planning</b>			<b>730,988.98</b>	<b>10.41%</b>		
19H	OT	State CDBG Technical Assistance to Grantees	84,824.91	1.21%		
<b>Subtotal for : Other</b>			<b>84,824.91</b>	<b>1.21%</b>		
<b>Total Disbursements</b>			<b>7,020,858.89</b>	<b>100.00%</b>		

**Idaho Community Development Block Grants (ICDBG)  
Public Facility, Senior Centers, Parks and Economic Development Projects PY 2021**



Idaho Community Development Block Grants (ICDBG)  
CDBG-CV CARES Projects PY 2020-21



## Leveraging

*Explain how federal funds leveraged additional resources (private, state and local funds), including a description of how matching requirements were satisfied, as well as how any publicly owned land or property located within the jurisdiction that were used to address the needs identified in the plan.*

### Idaho Department of Commerce- CDBG Program

2021 CDBG LEVERAGE		
Type/Source	Match Amount	Goals Addressed
<b>Local:</b>  Cash, bonds, in-kind	\$393,352,561	<ul style="list-style-type: none"> <li>Public Facilities Infrastructure-Rehabilitation</li> <li>Public Facilities Infrastructure-Compliance</li> <li>Public Facilities Infrastructure-New Construction</li> <li>Economic Development-Job Creation</li> <li>Economic Development- Downtown Revitalization</li> </ul>
<b>State:</b>  Grants from Idaho Dept. of Environmental Quality	\$4,030,000	<ul style="list-style-type: none"> <li>Public Facilities Infrastructure-Rehabilitation</li> <li>Public Facilities Infrastructure-Compliance</li> <li>Public Facilities Infrastructure-New Construction</li> <li>Economic Development-Job Creation</li> <li>Economic Development- Downtown Revitalization</li> </ul>
<b>Federal:</b>  Grants from USDA- Rural Development and US Army Corp of Engineers	\$4,350,025	<ul style="list-style-type: none"> <li>Public Facilities Infrastructure-Rehabilitation</li> <li>Public Facilities Infrastructure-Compliance</li> <li>Public Facilities Infrastructure-New Construction</li> <li>Economic Development-Job Creation</li> <li>Economic Development- Downtown Revitalization</li> </ul>
<b>Private:</b>  Business, Foundation Grants	\$10,000	<ul style="list-style-type: none"> <li>Public Facilities Infrastructure-Rehabilitation</li> <li>Public Facilities Infrastructure-Compliance</li> <li>Public Facilities Infrastructure-New Construction</li> <li>Economic Development-Job Creation</li> <li>Economic Development- Downtown Revitalization</li> </ul>
<b>Total</b>	\$47,742,586	


IDC received \$8,008,952 in CDBG funds for PY 2021. The state and local communities leveraged \$47,742,586 to match CDBG funds that were used to fund projects and state administration activities. For every CDBG dollar invested, IDC and local communities leveraged \$5.96 to match the 2021 HUD CDBG grant award. In regard to IDC program administration, IDC has provided \$160,179 in match to the CDBG program.

In regards to project match, the CDBG program does not require communities to provide any match in order to receive an ICDBG grant, but the state's competitive grant process does award points to communities who do provide match. As a result, many of the projects that receive ICDBG funding do leverage matching funds. The table above provides a summary of sources of match, the match that was leveraged, and the strategies that were addressed.



## CR-20- Affordable Housing

Evaluation of the state's progress in providing affordable housing, including the number and types of families served, the number of extremely low-income, low- income, moderate-income, and middle-income persons served.

<u>Region</u>	<u>Activity Type</u>	<u>Units</u>	<u>County</u>	 <p>Counties represented in each region</p> <p>Region 1: Benewah, Bonner, Boundary, Kootenai, Shoshone</p> <p>Region 2: Clearwater, Idaho, Latah, Lewis, Nez Perce</p> <p>Region 3: Adams, Boise, Canyon, El More, Gem, Owyhee, Payette, Valley, Washington</p> <p>Region 4: Blaine, Camas, Cassia, Gooding, Jerome, Lincoln, Minidoka, Twin Falls</p> <p>Region 5: Bannock, Bear Lake, Bingham, Caribou, Franklin, Oneida, Power</p> <p>Region 6: Bonneville, Butte, Clark, Custer, Fremont, Jefferson, Lemhi, Madison, Teton</p> <p>Region 7: Ada</p>	
1	Multi Family Rental - NC	14	Kootenai		
1	Single Family Homebuyer - NC	2	Kootenai		
3	Single Family Homebuyer - NC	3	Canyon		
3	Single Family Rental - NC	2	Adams		
3	Single Family Rental - NC	2	Adams		
4	Multi Family Rental - NC	8	Twin Falls		
4	Single Family Homebuyer - NC	1	Blaine		
4	Single Family Homebuyer - NC	3	Blaine		
5	Single Family Homebuyer - NC	1	Bannock		
5	Single Family Homebuyer - NC	1	Bannock		
5	Single Family Homebuyer - NC	1	Power		
5	Single Family Homebuyer - NC	1	Power		

## CR-35-Other Actions

Actions taken to address obstacles to meeting underserved needs. 91.220(k); 91.320(j)

IDC staff continues to offer training and technical assistance to cities and counties, grant administrators, and design professionals. Due to COVID travel and group gathering restrictions, IDC has now pivoted to provide certified grant administration training on-line. IDC has recorded presentations on eligibility, environmental reviews, labor, procurement, acquisition, and section 3. IDC provides ongoing one-on-one technical assistance to communities. IDC has available at its website [<http://commerce.idaho.gov/>] both the CDBG grant administration manual and application handbook.

To help build local government capacity to manage CDBG projects, IDC will train consultants to become CDBG grant administrators, instead of relying on resource-limited cities and counties to ensure requirements and rules are met.

Actions taken to reduce the number of poverty-level families. 91.220(k); 91.320(j)

IDC's anti-poverty strategy consists of four methods. First, IDC will provide CDBG funds to cities and counties to construct public infrastructure or facilities that lead to a business's ability to create or retain jobs. At a minimum, low-to-moderate income (LMI) individuals, including individuals at poverty level, must take 51% of these jobs. Jobs taken by LMI individuals should increase their income and help them develop more marketable skills as well as their confidence. IDC is creating opportunity for low income and poverty individuals.

Second, the implementation of HUD's Section 3 Program. The program fosters local economic development and individual self-sufficiency for lower income persons in the solicitation of professional services and construction work needed to complete CDBG projects. The purpose of these requirements is to ensure that a greater share of economic opportunities generated by HUD funding is targeted to lower income families who live in the grantee's jurisdiction.

ICDBG funded grantees and their sub-recipient, contractors or businesses must make a good faith effort to award contracts to Section 3 business concerns and utilize Section 3 area residents as trainees and employees. In program year 2021, IDC assisted Six Section 3 residents and One Section 3 business.

Third, IDC advertised CDBG funded projects through the Idaho Small Business Development Center and Idaho's Procurement Technical Assistance Center and Disadvantage Business Enterprises to ensure professional and construction services on CDBG funded projects were directly solicited to 508 businesses. These businesses comprise of Disadvantaged Businesses, Women Business Enterprises, HUD Zone Businesses, SBA Section 8(a) Businesses, Disabled Veteran owned Businesses, and Minority Owned Businesses.

Fourth, IDC provides additional points to job creation projects that are located or sited in the Small Business Administration's HUB zones (HUB zones are historically underutilized business zones that typically have higher rates of unemployment or lower per capita income than national levels) and Opportunity Zones.

**IHFA**-Households who participate in the federal Section 8 Housing Choice Voucher program are eligible to be part of Idaho Housing's Family Self-Sufficiency (FSS) Program, a voluntary program that helps families become economically independent. The goals include assisting families to become free of all forms of state and federal welfare through employment. Participants may receive an interest-bearing escrow (savings) account that accrues as their household's portion of the rent increases because of an increase in earned-income. This tax-free account is given to the family when they complete their FSS Contract of Participation and are free of welfare for 12 consecutive months.

IHFA was awarded additional funding in 2021 receiving 75 additional Mainstream vouchers and 114 Emergency Housing Vouchers.



Section 3 and Minority/Women-Owned Business Entities (MBE/WBE) - During 2021 requirements helped target local economic development to low-income residents, business entities, minority, and women-owned business entities. ***See Narrative- CR-15 Resources and Investments for 2021 HOME MBE/WBE reporting***

Actions taken to develop institutional structure. 91.220(k); 91.320(j)

IDC believes that the department does not have gaps in its institutional structure or in the delivery of the CDBG program. The CDBG program strengths include the administration of the CDBG program for over 30 years and maintain consistent rules, yet adapting to necessary program changes. IDC's certified grant administration program has also established a network of experienced and knowledgeable consultants that help cities and counties manage a CDBG project. In addition, IDC's CDBG staff provides on-going technical assistance.

Due to COVID-19 IDC was unable to provide on site-technical assistance to cities and counties during PY 2021, however, IDC did consult with over 45 cities and counties. Technical assistance activities can range from strategic planning and project development to on-site training.

IDC staff also continued to work to improve the amount and quality of data available on the IDC website. In addition, IDC posts the Consolidated Plan, Annual Action Plan, CAPER, and CDBG Application Handbook and Grant Administration Manual.

IDC continues to hold quarterly meetings with USDA-Rural Development, Army Corps of Engineers, and Idaho Department of Environmental Quality to discuss community needs and coordinate efforts to meet those needs.

IDC continues to provide grant administration training, application trainings and one-on-one technical assistance to local governments, non-profits, grant consultants, and design professionals in efforts to ensure the on-going and future effective use of CDBG funds.

Actions taken to enhance coordination between public and private housing and social service agencies. 91.220(k); 91.320(j)

1) IHFA and IDC will continue to facilitate the coordination and participation between public and private housing and in stakeholder forums during PY2021 to enhance collaboration and coordination of public, private and faith-based service providers for housing, economic development, and other services:

- Idaho's Regional Housing Roundtable
  - Idaho Rural Partnership ([www.irp.idaho.gov](http://www.irp.idaho.gov))
  - The Idaho Community Review ([http://irp.idaho.gov/home/community\\_review](http://irp.idaho.gov/home/community_review))
  - NW Community Development Institute (<https://commerce.idaho.gov/communities/northwest-community-development-institute>)
- 
- Association of Idaho Cities (<https://idahocities.org>)
  - Disability Action Center NW (<http://dacnw.org>)
  - Consortium for Idahoans with Disabilities (<https://www.idahocid.com>)
  - Idaho Commission on Hispanic Affairs (<https://icha.idaho.gov>)
  - Idaho Commission on Aging (<https://aging.idaho.gov>)
  - Idaho Association of Counties (<http://idcounties.org>)
  - Local Planning Districts
  - Idaho Center for Fiscal Policy (<https://www.iannus.org/program/idaho-center-for-fiscal-policy>)
  - USDA-RD

2) Both IHFA and IDC are participating members of the Fair Housing Forum, which works with various agencies

Actions taken to overcome the effects of any impediments identified in the jurisdictions analysis of impediments to fair housing choice.

While no housing issues in Idaho rose to the level of an impediment in the *2017 Fair Housing Assessment-Analysis of Impediments to Affirmatively Further Fair Housing*, the report does identify several housing issues and potential contributing factors.

ISSUES AND CONTRIBUTING FACTORS ADDRESSED	GOAL	MILESTONES	RESPONSIBLE ENTITY	2021 ACTIONS TAKEN
<b>Higher housing needs of disabled, elderly and extremely low income households and limits on local revenue generation</b>	<p>A. Support residents with disproportionate housing needs living in non-entitlement areas:</p> <ol style="list-style-type: none"> <li>1. Continue preferences for deeply subsidized rental housing.</li> <li>2. Support tenant preferences that target priority housing needs populations as identified in the 5-Year Consolidated Plan.</li> <li>3. Support partner efforts to develop a recurring source of state funding for the Idaho Housing Trust Fund, emphasizing the unique needs of non-entitlement communities.</li> <li>4. Require affordable rental housing projects to be located in communities that are committed to Affirmatively Furthering</li> </ol>	<ol style="list-style-type: none"> <li>1. Complete 10 units of rental housing annually that target priority housing needs populations (Disabled, Elderly, ≤30% AMI).</li> <li>2. Retain current preferences in LIHTC QAP; evaluate effectiveness of income targeting during subsequent years based on applications received in 2019 and 2020.</li> <li>3. Encourage efforts to provide state support for housing trust fund.</li> <li>4. The Annual Administrative Plan to require proof that communities in which the HOME, HTF projects are located are committed to Affirmatively Furthering Fair Housing. Evidenced by the submission of an adopted Fair Housing Resolution, a Fair Housing Plan, or a current Analysis of Impediments to Affirmatively Furthering Fair Housing (CDBG</li> </ol>	IHFA	<ol style="list-style-type: none"> <li>1. Completed 9 HOME multifamily units with Elderly beneficiaries. 7 HTF multifamily units targeting ≤30 AMI. 4 single-family units targeting ≤30 AMI.</li> <li>2. The 2021 QAP retained a preference for project applications that target very low and extremely low-income households for permanent supportive housing to homeless and/or disabled.</li> <li>3. No committee action taken during the 2021 (January- March) legislative session.</li> </ol> <p>The 2021 QAP and Annual Administrative Plan continue to require proof communities in which the HOME, HTF or LIHTC programs are involved be committed to Fair Housing. Evidenced by the submission of an adopted Fair Housing Resolution, and a Fair Housing Plan or Analysis of Impediments to Affirmatively Furthering Fair Housing (CDBG Entitlement Communities) at the time the application is submitted for funding. In 2021, development rental and /or homebuyer projects were completed in Kootenai, Twin Falls, Canyon, Bannock, Blaine, Power</p>

	Fair Housing Choice.	Entitlement Communities) at the time the application is submitted for funding.		and Adams counties.
<b>Disproportionately lower homeownership rates among Hispanic, Native American and African American households</b>	B. Help qualified renters attain homeownership: Support credit counseling and homeownership readiness through affirmative marketing.	1. Continue Finally Home! Homebuyer Education classes in Moscow, Sandpoint, Coeur d'Alene, Idaho Falls, Twin Falls, Nampa, and Boise, and online to reach 5,000 or more potential homebuyers. Continue bilingual outreach, training, and customer service efforts.	IHFA	1. In the 2021 PY 4,875 potential homebuyers participated in the Finally Home! Homebuyer Education classes. Bilingual outreach, training, and customer services efforts continue.
<b>Landlord lack of fair housing awareness resulting in fair housing complaints and higher use of publicly subsidized housing by minority residents</b>	C. Increase fair housing knowledge:  1. Continue current fair housing capacity building and educational outreach activities, particularly among property owners and persons with disabilities. 2. Continue to provide information about and support expansion of state fair housing protections to include familial status. 3. Continue to award preference points to CDBG applicants with fair housing protections that include familial status.	1. With Idaho Fair Housing Forum partners, support 2 to 10 fair housing training events annually with landlord groups  2. Support efforts to add familial status to state protections.  3. During program years 2017-2020, Commerce will continue to award preference points to CDBG applicants that include fair housing protections for familial status.  4. HOME and HTF written agreements specify Federal fair housing and nondiscrimination laws, including familial status as a protected class in accordance with Title VIII of the Civil Rights Act of 1968.	IHFA-1,2, & 4 Commerce -3	1. 4/13/2021 Fair Housing Basics for Real Estate Professionals 4/20/2021 Fair Housing for Transitional Housing and Shelter Providers  4/27/2021 LEP Training for Housing Providers and Local Government  6/22/2021 Disability Rights Training (ppl w disabilities, advocates)  10/20/2021 Fair Housing Forum Training  10/20/2021 Fair Housing Forum Training  11/17/2021 Fair Housing Forum Training  12/15/2021 Fair Housing Forum Training

	<p>4. Require affordable rental housing projects to be located in communities that are committed to Affirmatively Furthering Fair Housing Choice or have adopted a Fair Housing Plan (CDBG non- entitlement areas).</p>		<p>1/19/2022 Fair Housing Forum Training</p> <p>2/16/2022 Fair Housing Forum Training</p> <p>3/16/2022 Fair Housing Forum Training</p> <p>2. As noted in prior CAPERs IHFA researched substantial equivalency and adding familial status to Idaho Fair Housing law; during an 8/30/17 meeting with Joseph Pelletier, Director, Fair Housing Assistance Program, IHFA learned it is ineligible to pursue this on behalf of the state of Idaho. We subsequently turned over all findings to the Idaho Department of Labor/Idaho Commission on Human Rights. We continue to educate policy makers about the many benefits of achieving substantial equivalency and look forward to an eventual change in status.</p> <p>3. Commerce: For the 2021 grant applicants, Commerce reviewed 30 applicants to determine and award points to applicants who had adopted familial status</p> <p>4. HOME and HTF written agreements include language regarding ongoing compliance with Federal Fair Housing and Nondiscrimination laws, and regulations, including familial status as a protected class in accordance with Title VIII of the Civil Rights Act of 1968.</p>
--	---	--	---

<p><b>Housing developed with limited Visitable or Accessible features; Access or proximity to public infrastructure; Local policies associated with land use and zoning, including those that limit group homes.</b></p>	<p>D. Increase accessible, affordable housing options:</p> <ol style="list-style-type: none"> <li>1. Continue with HOME, HTF application preference points for rental housing that benefits elderly, disabled, ≤30% AMI.</li> <li>2. Explore ways to incent Visitable housing.</li> <li>3. Continue to support educational efforts to inform local jurisdictions of best practices and legal risks associated with land use and zoning laws, including requiring conditional use permits for group homes.</li> <li>4. Provide funding preference for needed accessibility improvements.</li> <li>5. Explore creation of a more coordinated and comprehensive effort to address the access needs of persons with disabilities.</li> </ol>	<ol style="list-style-type: none"> <li>1. Retain current preferences in Administrative Plan.</li> <li>2. Provide funding preferences for Visitable single-family rental housing.</li> <li>3. Coordinate annual training on best practices in land use and zoning, focusing on group homes.</li> <li>4. Five percent of all new multifamily rental housing will be wheelchair accessible; two percent will accommodate persons living with sensory impairments.</li> <li>5. Continue to market ADA improvements as eligible activities for CDBG               <ol style="list-style-type: none"> <li>a. Complete 15 projects that improve ADA accessibility during 2017-2021 assuming national objectives are met.</li> <li>b. Ensure all CDBG grantees (cities and counties) have updated their ADA Transition Plans prior to project closeout.</li> <li>c. Increase CDBG application priority ranking points for projects that focus on the removal of architectural barriers or improve ADA accessibility.</li> </ol> </li> </ol>	<p>IHFA 1,2,3,4 Commerce-5</p>	<ol style="list-style-type: none"> <li>1. Multifamily rental applications receive additional scoring points if the owner commits to serving households with annual incomes at or below 30% AMI, or disabled, or elderly (age 62+).</li> <li>2. In 2021: Single-family rental housing (new construction and rehabilitation) 4 visitable single-family units were created in 2021; Six new construction multifamily projects were completed, which required a minimum 5% of the units to be handicap accessible, with an additional 2% accessible for persons with hearing and visual disabilities.</li> <li>3. 9/13/2021 Partners for Rural America: Housing Equity, Affordability 10/7/2021 Analysis of Impediments: Planning Implications training for statewide P&amp;Z professionals   APA Idaho Chapter 1/13/2022 Rural Peer Learning Network Housing Roundtable 2/9/2022 Association of Idaho Cities Fair Housing discussion 3/23/2022 Latah County Housing Affordability Roundtable</li> <li>4. Five percent of all new multifamily rental housing will be wheelchair accessible; which is 7 units in 2021. two percent will accommodate persons living with sensory impairments which is 2 units in 2021.</li> </ol>
--	--	---	------------------------------------	---

				<p>5. Commerce: For 2021,</p> <p>a. Four CDBG funded projects will help to improve ADA accessibility in their respective communities.</p> <p>b. With exception to a post disaster grant, all of the 2021 CDBG grantees are required to update their transition plans, as per the Commerce grant agreement.</p> <p>c. The Economic Advisory Council approved a scoring point increase for projects that improve ADA accessibility. The procedure change was enacted for 2020 and 2021 CDBG projects.</p>
<p><b>Gaps in educational achievement for students with disabilities; African American, Native American and Hispanic students; LEP students; and students in transition and at-risk and economically disadvantaged students</b></p>	<p>E. Help address education proficiency gaps:</p> <p>Consider Utah's best practice of adding preferences for LIHTC location in areas with high proficiency schools*</p>	<p>Explore effectiveness of Utah's LIHTC program in 2019 and 2020 (after it has been utilized for three years)</p>	<p>IHFA</p>	<p>IHFA reached out to Utah's LIHTC program, and found many projects take advantage of the additional points awarded based on 5 factors: Preference locations with school proficiency, job access and labor market engagement, poverty, and housing stability.</p> <p>The challenge is these areas have more expensive land values, which can bring insurmountable costs for a project unless cities and jurisdictions participate in some fashion (donate land, carry back a low interest note).</p>



<p><b>Low wages in economically disadvantaged rural areas due to limited economic growth and growth in low wage industries (e.g., service jobs)</b></p>	<p>F. Increase employment in economically disadvantaged communities:</p> <p>1. Continue to allocate CDBG to job creation activities in rural communities</p>	<p>1. Use CDBG funds to leverage the creation of 30 moderate to high paying jobs created or retained annually, 2017 through 2020</p>	<p>Commerce</p>	<p>For 2021, Commerce did not receive CDBG job creation applications. Using CDBG for job creation does remain as an eligible activity under the program.</p> <p>No community reviews were conducted in 2021 due to COVID restrictions.</p>
<p><b>Inaccessible (pre-ADA) public buildings, commercial establishments, and infrastructure. Lack of funding for—and high cost of—accessibility improvements to streets, sidewalks, and other public infrastructure.</b></p>	<p>G. Dedicate additional federal support to increasing employment and accessibility in non-entitlement areas:</p> <p>1. Support federal efforts to expand infrastructure redevelopment in rural areas and ensure that these include creating environments that are more accessible.</p>	<p>1. Activities to be determined in future action plans depending upon federal activities to improve infrastructure.</p> <p>2. Promote community accessibility practices to increase awareness of access and opportunity.</p>	<p>Commerce-1 IHFA-2</p>	<p>1. In 2021, Commerce attended four quarterly meetings with other infrastructure funding agencies, USDA-RD, DEQ, and USACE.</p> <p>Commerce helps provide support and guidance to these federal agencies in their efforts to improve infrastructure and facilities in rural communities.</p> <p>2. 4/1/2021 through 3/31/2022 collaboration with Idaho Access Project and community partners, including</p> <ul style="list-style-type: none"> <li>• Boise State University (BSU) GIMM program: digital wayfinding technology</li> <li>• BSU Marketing program: strategies to promote shared pathway behaviors</li> <li>• Women’s and Children’s Alliance: inclusive and accessible route development for annual fundraising 5K/10K</li> </ul>

				2/20/2022 Released and promoted 2021-2022 Analysis of Impediments: Addresses Accessible Housing and Community Development
<b>Insufficient transportation services to support independent, integrated community living for seniors and persons with disabilities. Lack of public transportation in rural areas.</b>	<p>H. Dedicate additional federal support to increasing employment and accessibility in non-entitlement areas—contingent on participation of Idaho Transportation Department and Federal Highway Administration):</p> <p>1. Encourage local government grantee's ability to play a role in transportation planning at the state and regional levels.</p> <p>Through roundtable discussions, public-private partnerships, explore the demand to expand and create formal rideshare programs in rural communities with need.</p>	<p>1. Ensure CDBG grantees (cities and counties) located in resort communities or college towns have completed the transportation component of their comprehensive plan (as per Idaho's Local Land Use Planning Act). At a minimum, the transportation component should assess bicycle and pedestrian circulation and the existing (or feasibility of) public transportation - bus or van. Further, the city or county should address the transportation factors that are contributing to limiting opportunities for its residents in their fair housing assessment.</p> <p>Convey the importance of transportation alternatives in an integrated community living to the Idaho Transportation Department's Public Transportation Interagency Working Group.</p>	Commerce-1 IHFA-2	<p>1. Commerce: As of 2021, All CDBG applicants (Grantees) were required to identify if the transportation component of their plan did address public transportation options. Additional points were awarded to applicants who had addressed public transportation options. Commerce's CDBG program does request Grantees to review the transportation options in their community under their Fair Housing Assessment.</p> <p>IHFA staff maintain contact with our partners through ITD's Statewide Bicycle and Pedestrian Advisory Committee (BPAC) to promote diverse transportation and mobility options.</p>

<p><b>Challenges to housing for persons with criminal backgrounds who cannot qualify for publicly supported housing and for whom private sector may be reluctant to provide housing.</b></p>	<p>I. Explore programs to provide housing options for persons with criminal backgrounds, particularly those who are disproportionately represented by certain protected classes:</p> <ol style="list-style-type: none"> <li>1. Explore best practices (e.g., Sponsors, Inc. in Oregon) to assist men and women in corrections re-integrating into communities.</li> <li>2. Educate housing partners statewide on appropriate language on criminal backgrounds in rental agreements.</li> </ol>	<p>Annual outreach via stakeholder networks and conferences; include best practice information in correspondence to affordable housing providers.</p>	<p>IHFA</p>	<p>Shared information on Sponsors, Inc. with the following stakeholders between 4/1/2021 and 3/31/2022:</p> <ul style="list-style-type: none"> <li>• Fair Housing Forum Partners</li> <li>• APA Idaho Chapter</li> <li>• Western Idaho Community Health Collaborative</li> <li>• Idaho Rural Partnership</li> <li>• Association of Idaho Cities</li> </ul> <p>Regional Economic Development Partners (Latah County, CEDA, PAC)</p>
--	--	---	-------------	--

## CR-40 - Monitoring

91.220 and 91.230

*Describe the standards and procedures that will be used to monitor activities carried out in furtherance of the plan and will be used to ensure long-term compliance with requirements of the programs involved, including minority business outreach and comprehensive planning requirements.*

### Idaho Department of Commerce

IDC monitors all CDBG funded projects to ensure compliance with applicable program rules and regulations. The IDC monitoring process starts before the actual funding of an application and continues until project closeout. This dynamic process helps to ensure projects meet program requirements and improves the chances that any violations or potential violations are identified and corrected.

#### **-Pre-Development Monitoring-**

Local governments who anticipate applying for CDBG funds are encouraged to contact their regional IDC specialist. IDC specialists provide recommendations and technical assistance to local governments to help them understand the CDBG program requirements. Pre-development reviews also provide IDC an understanding of the potential projects and an early assessment to determine if it will meet the CDBG national objective, eligibility, and goals.

#### **-Application Monitoring-**

During the review of the applications, IDC staff first determines if the application meets the required eight threshold factors, which includes national objectives and eligible activities. If the application meets the eight threshold factors, further review of the application continues to determine if the project will meet the program goals and strategies, procurement rules, acquisition and relocation requirements, citizen participation, and an assessment of the environmental review requirements. Local governments' accomplishments towards furthering fair housing and accessibility (504) standards are also reviewed.

Generally, IDC conducts a monitoring of the environmental review conducted by the local government prior to execution of the IDC contract.

#### **-Project Monitoring-**

IDC conducts a risk assessment of each project, utilizing the department's Determination of On-site Monitoring criteria to establish if the project will require on-site monitoring or if the desk monitoring process will suffice. IDC monitors all CDBG funded projects and reviews the Grantee's financial audits. During the course of a project IDC, specialists are continually monitoring the following applicable project components:

<b>Financial Management</b>	<b>Procurement</b>	<b>Performance</b>
<b>Environmental</b>	<b>Labor Standards</b>	<b>Acquisition &amp; Relocation</b>
<b>Civil Rights</b>	<b>LEP</b>	<b>Citizen Participation</b>
<b>504 Standards</b>	<b>Fair Housing</b>	

IDC continues to update its project-monitoring guide, which must be completed by a staff project specialist prior to closeout. IDC specialists approve every CDBG request for payment. Requests for payment are required to be supported by an invoice and executed contract. IDC has an established process of receiving and reviewing a local government's independent financial audit for any open project or project closed out within one year. The audit is reviewed by IDC to determine if there are any findings and if so do they affect the CDBG funds. IDC has also implemented an audit checklist to help ensure a grantee's compliance with 2 CFR Part 200.501 Audit Requirements.

**-On-Site Monitoring-**

IDC conducts an onsite monitoring of at least 25% of the CDBG funded projects for each program year. On-site monitoring consists of review of the grantee's project files, interviewing grantee staff, and site observation.

**-Women/Minority Business Enterprises Outreach-**

ICDBG funded grantees and their sub-recipient, contractors or businesses must make a good faith effort to award contracts to Section 3 business concerns and utilize Section 3 area residents as trainees and employees.

IDC advertises ICDBG funded projects through the Idaho Small Business and Development Center, Idaho's Procurement Technical Assistance Center and Disadvantage Business Enterprises to ensure professional and construction services on CDBG funded projects are directly solicited to Disadvantaged and Women Business Enterprises, HUB Zone businesses, SBA Section 8(a) businesses, disabled veteran owned businesses, veteran- owned businesses, and minority-owned businesses.

## Idaho Housing and Finance Association

**-Rental Housing Compliance Monitoring-**

Rental Activities- HOME & HTF rental activities must meet the affordability requirements during the period of affordability. Requirements are enforced through written agreements with the owners, deed restrictions, and covenants running with the land in a senior position ahead of all liens. Compliance Monitoring Department conducts an initial monitoring of each new project within the first 12 months after completion in IDIS and then follows a 3-year inspection schedule for all activities. However, as needed, rental projects can be inspected more frequently based on the most recent physical inspection and tenant file review. The most recent monitoring, including any additional inspection or tenant file review is noted in the annual compliance monitoring report.

On an annual basis, owners certify each building in the project is suitable for occupancy (state and local health, safety, and other applicable codes, ordinances and requirements, and the ongoing property standards established by the program). Owners also certify vacant low-income units are

advertised and filled before other units of comparable size. ***See 2021 HOME + HTF Monitoring and Risk Assessment***

**-Homebuyer Residency Monitoring-**

Compliance monitoring is conducted throughout the unit's period of affordability [\$92.254]. Annual monitoring requirements are described in the Homebuyer's Occupancy Certification and their Deed of Trust. When IHFA determines a homebuyer has moved out or otherwise no longer resides in their HOME-assisted unit as a principle residence, (and has not received a HOME military or full-time student exemption), IHFA encourages the homeowner to return to their unit as soon as possible. If the homeowner fails to return to the unit, IHFA considers this a default on their HOME loan. IHFA will take corrective action to recapture the HOME subsidy loan. The 2021 homebuyer monitoring is substantially complete with no corrective actions taken.

**-Risk-Based Financial Assessment-**

The HOME Programs Department conducts financial assessments on assisted multifamily rental projects, as required by HOME and HTF regulations. The assessment includes a review of the current annual financial statements and the

project's projected budget as well as information regarding most current physical inspection and tenant file review, and owner's certification of continuing compliance.

IHFA commonly finds the following projects are at a greater financial risk:

- Projects within 5 years of the end of their affordability period
- Projects with Due-on-Sale or Net Operating Income (NOI) loan repayment terms
- Projects on Compliance Department's 'Watch' list
- Projects with an inconsistent or nonpayment history
- Projects with 10 or more assisted units

Using a Tier 1 Easy Risk Assessment, IHFA is able to determine the following information: (1) is the project generating a positive cash flow; and (2) is there sufficient cash available to pay accounts payable. Consideration is given to the independent auditor/accountant concerns and if the replacement reserve deposits are adequate. The result of the Tier 1 Assessment is a 'Pass' or 'Fail'. Additional review may be conducted because of other specific triggers. Projects that receive a Tier 1 'Pass' and have no other significant areas of concern are defined as a stable financial position.

Projects that receive a 'Fail' receive a Tier 2 Assessment. This phase looks at additional factors, such as vacancy rate, market/affordable unit mix, and market and geographic factors that may impact market demand. In some cases, based on the Tier 2 Assessment, a historical spreadsheet may be created. The purpose of this additional assessment is to provide a comprehensive review from the perspective of the project and provide options and recommendations.

In 2021, 19 projects were subjected to the Tier 1 Financial Risk Assessment. None of these projects required a higher level of assessment. ***See - 2021 HOME + HTF Monitoring and Risk Assessment.***

**-CHDOs-**

CHDOs must submit all CHDO certification documentation annually. When the CHDO receives an Annual CHDO Certification, then the CHDO updates this annual information as necessary, each time CR funds are committed to a new activity.

All activities funded with CR following the same compliance monitoring, physical inspections, and financial risk assessments as any non-CHDO activity during development and activity's Period of Affordability.



Because HOME requires a CHDO-owner to maintain ownership of a rental property throughout the period of affordability, or transfer ownership to another CHDO, IHFA has determined the potential risk of repayment of repayment to HUD is too great; therefore, IHFA no longer uses CHDO set-aside funds for multifamily rental activities.

In 2021, IHFA certified six (6) non-profit development organizations as CHDOs. All six organizations applied for and received a CHDO Operating Assistance Grant. IHFA awards the grant to CHDOs following a published NOFA, competitive scoring application process.

**-Minority/Women Business Outreach-**

The HOME and HTF programs require owner/developers to include special outreach to minority and women-owned business enterprises to help provide them with an opportunity to provide goods and services to assisted activities. Outreach activities can include direct solicitation, utilizing Idaho's Procurement Technical Assistance Center (PTAC), local print media, and requiring contractors/subcontractors to take the same positive steps. Prior to project completion, an owner completes the MBE/WBE Activity Report, which includes the business status and address of each contractor/subcontractors. See CAPER CR-15 Resources and Investments.

**-ESG Monitoring-**

Multiple forms of monitoring exist: project, performance, and HMIS/CMIS. Project compliance will be carried out by the Collaborative Applicant. Performance compliance will be enforced by CoC committees and the Collaborative Applicant. HMIS/CMIS compliance will be conducted and enforced by the HMIS Lead Agency.

In executing project compliance, the Collaborative Applicant has established and maintains standard procedures for ensuring that CoC and ESG Program funds are used in accordance with federal requirements, and has established and maintains sufficient records to enable the U.S. Department of Housing and Urban Development (HUD) to determine whether subrecipients are meeting the requirements of 2 CFR 200.

CoC and ESG Program monitoring activities include financial and project compliance outlined in 2 CFR 200 as identified in this policy and the supporting CoC and ESG Project Monitoring Checklists.

HUD maintains responsibility for monitoring all CoC and ESG recipients, including monitoring a sample of subrecipients when a recipient is selected for HUD program monitoring.

Noncompliance with HUD and local regulation and policy may result in the full or partial defunding of a grant, required technical assistance and/or training, required transfer of the grant to a new subrecipient, or a variation of the remedies herein.

Performance compliance will be carried out by the Collaborative Applicant and the CoC, with support from the HMIS Lead Agency and Data Collection, Reporting, and Evaluation Committee. Performance includes adherence to system performance, data quality, and data completeness measures or standards. Any defunding or reassigning of grant activities must be approved by the CoC Board. Additional detail regarding this process is included as part of the CoC's Written Standards.

The execution of HMIS/CMIS monitoring will be completed by the HMIS Lead Agency. All HMIS/CMIS users and HMIS/CMIS-participating agencies will be monitored at least annually. All agencies required to participate in HMIS or CMIS through CoC or ESG awards may experience delays in reimbursement payments from the Collaborative Applicant for failure to comply with

HMIS or CMIS collection and reporting standards until such time that the agency is in compliance.

#### ESG - TYPES OF MONITORING

Project Compliance - The Collaborative Applicant performs risk assessments on all agencies receiving HUD homelessness assistance funds through IHFA. The risk assessment determines the type of monitoring each project will experience. Each agency will receive one of the following types of monitors:

- A. On-Site Monitor: Starting with the 2021 grant year, all projects will be monitored onsite annually.
- B. Remote Monitor: This is utilized for monitoring projects at very low risk or where travelling conditions don't permit on-site monitoring.

If during the monitor the Collaborative Applicant identifies a concern or finding, the following will take place:

- A. Concern: A concern is a deficiency in project performance not based on statutory, regulatory, or other program requirements. Required sanctions or corrective actions are not authorized for concerns. The Collaborative Applicant will bring the concern to the attention of the subrecipient via formal letter sent certified mail and by email which will recommend actions to address concerns and/or offer technical assistance. Concerns do not require a formal written response to the Collaborative Applicant.
- B. Finding: A finding is a deficiency in a subrecipient's project performance based on material noncompliance with a statutory, regulatory, or program requirements for which sanctions or corrective actions are authorized. The Collaborative Applicant will provide documentation via formal letter sent by email. The notification will detail required action to be taken by the subrecipient.
- C. Non-compliance: Failure to provide written response to a finding by the specified deadline may lead to a de-obligation of funds. However, upon receipt of the Notice of De-obligation, the Subrecipient has thirty (30) days to submit a formal letter of appeal. The agency must: Submit the appeal on agency letterhead, addressed to the Collaborative Applicant, or present a high level of detail and explanation and must include corresponding documentation addressing the corrective action that was found to be deficient. The Collaborative Applicant will consult with the IHCC Board prior to taking de-obligation actions.

HMIS/CMIS Privacy and Security Monitoring - HMIS and CMIS monitoring is designed to ensure compliance with privacy and security standards for personal information collected, stored in, or reported from HMIS or CMIS. The HMIS Lead agency performs annual on-site monitoring for all agencies participating in HMIS/CMIS in Idaho. Initial monitoring notices are sent to agencies in the first quarter of each calendar year. The audit follows the HMIS Lead Agency's Monitoring Process and Procedures document.

U.S. Department of Housing and Urban Development  
Office of Community Planning and Development  
Integrated Disbursement and Information System

State of IDAHO  
Grant Financial Summary  
As of 05/06/2022

DATE: 05-06-22

TIME: 16:28

PAGE: 1

U.S. Department of Housing and Urban Development  
Office of Community Planning and Development  
Integrated Disbursement and Information System  
Grant Number B21DC160001

DATE: 05-06-22  
TIME: 16:28  
PAGE: 2

**A. Sources of State CDBG Funds**

1) State Allocation	\$8,008,952.00
2) Grant funds returned to line of credit	
3) Grant funds returned to local account	

**B. State CDBG Resources by Use**

4) Obligated to recipients	\$2,257,541.00
5) Set aside for State Administration	\$260,179.00
6) Set aside for Technical Assistance	\$80,089.00

**C. Expenditures of State CDBG Resources**

7) Drawn for State Administration	\$48,537.28
8) Drawn for Technical Assistance	\$0.00
9) Drawn for Section 108 Repayments	
10) Drawn for all other activities	\$455,076.00
11) Disbursed for Coronavirus-related Activities	\$31,306.00
12) Disbursed for Activities Not related to Coronavirus	\$472,307.28

**D. Compliance with Public Service (PS) Cap**

13) Disbursed in IDIS for ALL PS	\$0.00
14) Disbursed for Coronavirus-related Public Services	
15) Disbursed for Public Services Not related to Coronavirus	\$0.00
16) Percent of funds disbursed to date for PS (line 13 / line 1)	0.00%
17) Percent Disbursed for Coronavirus-related Public Services (line 14 / line 1)	0.00%
18) Percent Disbursed for Public Services Not related to Coronavirus (line 15 / line 1)	0.00%

**E. Compliance with Planning and Administration (P/A) Cap**

19) Disbursed in IDIS for P/A from Grant	\$90,843.28
20) Percent of funds disbursed to date for P/A (line 19 / line 1 )	1.13%

**F. Overall Low and Moderate Income Benefit**

21) Drawn to Benefit LMI persons and households (minus noncountable amounts, line 22)	\$350,967.00
22) Noncountable amounts drawn: Non-LMI Portion of LMH activities	
23) Drawn to Prevent/Eliminate Slum/Blight	\$61,803.00
24) Drawn to Address Urgent Needs	

U.S. Department of Housing and Urban Development  
Office of Community Planning and Development  
Integrated Disbursement and Information System

DATE: 05-06-22

TIME: 16:28

PAGE: 3

25)	Total disbursements subject to overall LMI benefit (sum of lines 21, 22, 23 and 24)	\$412,770.00
26)	Percent Low and moderate income benefit, to date (line 21 / line 25)	85.03%

U.S. Department of Housing and Urban Development  
Office of Community Planning and Development  
Integrated Disbursement and Information System  
Grant Number B20DC160001

DATE: 05-06-22  
TIME: 16:28  
PAGE: 4

**A. Sources of State CDBG Funds**

1) State Allocation	\$7,879,744.00
2) Grant funds returned to line of credit	
3) Grant funds returned to local account	

**B. State CDBG Resources by Use**

4) Obligated to recipients	\$7,879,743.86
5) Set aside for State Administration	\$155,385.00
6) Set aside for Technical Assistance	\$77,692.00

**C. Expenditures of State CDBG Resources**

7) Drawn for State Administration	\$155,385.00
8) Drawn for Technical Assistance	\$14,123.00
9) Drawn for Section 108 Repayments	
10) Drawn for all other activities	\$2,598,542.86
11) Disbursed for Coronavirus-related Activities	\$2,000.00
12) Disbursed for Activities Not related to Coronavirus	\$2,766,050.86

**D. Compliance with Public Service (PS) Cap**

13) Disbursed in IDIS for ALL PS	
14) Disbursed for Coronavirus-related Public Services	
15) Disbursed for Public Services Not related to Coronavirus	
16) Percent of funds disbursed to date for PS (line 13 / line 1)	0.00%
17) Percent Disbursed for Coronavirus-related Public Services (line 14 / line 1)	0.00%
18) Percent Disbursed for Public Services Not related to Coronavirus (line 15 / line 1)	0.00%

**E. Compliance with Planning and Administration (P/A) Cap**

19) Disbursed in IDIS for P/A from Grant	\$368,335.00
20) Percent of funds disbursed to date for P/A (line 19 / line 1 )	4.67%

**F. Overall Low and Moderate Income Benefit**

21) Drawn to Benefit LMI persons and households (minus noncountable amounts, line 22)	\$2,385,592.86
22) Noncountable amounts drawn: Non-LMI Portion of LMH activities	
23) Drawn to Prevent/Eliminate Slum/Blight	
24) Drawn to Address Urgent Needs	\$0.00



U.S. Department of Housing and Urban Development  
Office of Community Planning and Development  
Integrated Disbursement and Information System

DATE: 05-06-22

TIME: 16:28

PAGE: 5

25)	Total disbursements subject to overall LMI benefit (sum of lines 21, 22, 23 and 24)	\$2,385,592.86
26)	Percent Low and moderate income benefit, to date (line 21 / line 25)	100.00%

U.S. Department of Housing and Urban Development  
Office of Community Planning and Development  
Integrated Disbursement and Information System  
Grant Number B20DW160001

DATE: 05-06-22  
TIME: 16:28  
PAGE: 6

**A. Sources of State CDBG Funds**

1) State Allocation	\$12,235,207.00
2) Grant funds returned to line of credit	
3) Grant funds returned to local account	

**B. State CDBG Resources by Use**

4) Obligated to recipients	\$3,853,620.00
5) Set aside for State Administration	\$611,760.00
6) Set aside for Technical Assistance	\$244,704.00

**C. Expenditures of State CDBG Resources**

7) Drawn for State Administration	\$89,146.40
8) Drawn for Technical Assistance	\$0.00
9) Drawn for Section 108 Repayments	
10) Drawn for all other activities	\$1,188,940.00
11) Disbursed for Coronavirus-related Activities	\$1,278,086.40
12) Disbursed for Activities Not related to Coronavirus	

**D. Compliance with Public Service (PS) Cap**

13) Disbursed in IDIS for ALL PS	\$1,060,235.00
14) Disbursed for Coronavirus-related Public Services	\$1,060,235.00
15) Disbursed for Public Services Not related to Coronavirus	
16) Percent of funds disbursed to date for PS (line 13 / line 1)	8.67%
17) Percent Disbursed for Coronavirus-related Public Services (line 14 / line 1)	8.67%
18) Percent Disbursed for Public Services Not related to Coronavirus (line 15 / line 1)	0.00%

**E. Compliance with Planning and Administration (P/A) Cap**

19) Disbursed in IDIS for P/A from Grant	\$155,244.40
20) Percent of funds disbursed to date for P/A (line 19 / line 1 )	1.27%

**F. Overall Low and Moderate Income Benefit**

21) Drawn to Benefit LMI persons and households (minus noncountable amounts, line 22)	\$1,122,842.00
22) Noncountable amounts drawn: Non-LMI Portion of LMH activities	
23) Drawn to Prevent/Eliminate Slum/Blight	
24) Drawn to Address Urgent Needs	

U.S. Department of Housing and Urban Development  
Office of Community Planning and Development  
Integrated Disbursement and Information System

DATE: 05-06-22

TIME: 16:28

PAGE: 7

25)	Total disbursements subject to overall LMI benefit (sum of lines 21, 22, 23 and 24)	\$1,122,842.00
26)	Percent Low and moderate income benefit, to date (line 21 / line 25)	100.00%

U.S. Department of Housing and Urban Development  
Office of Community Planning and Development  
Integrated Disbursement and Information System  
Grant Number B19DC160001

DATE: 05-06-22  
TIME: 16:28  
PAGE: 8

**A. Sources of State CDBG Funds**

1) State Allocation	\$8,156,250.00
2) Grant funds returned to line of credit	
3) Grant funds returned to local account	

**B. State CDBG Resources by Use**

4) Obligated to recipients	\$8,156,250.00
5) Set aside for State Administration	\$263,125.00
6) Set aside for Technical Assistance	\$81,562.00

**C. Expenditures of State CDBG Resources**

7) Drawn for State Administration	\$263,125.00
8) Drawn for Technical Assistance	\$32,889.19
9) Drawn for Section 108 Repayments	
10) Drawn for all other activities	\$6,445,692.51
11) Disbursed for Coronavirus-related Activities	\$19,194.00
12) Disbursed for Activities Not related to Coronavirus	\$6,722,512.70

**D. Compliance with Public Service (PS) Cap**

13) Disbursed in IDIS for ALL PS	
14) Disbursed for Coronavirus-related Public Services	
15) Disbursed for Public Services Not related to Coronavirus	
16) Percent of funds disbursed to date for PS (line 13 / line 1)	0.00%
17) Percent Disbursed for Coronavirus-related Public Services (line 14 / line 1)	0.00%
18) Percent Disbursed for Public Services Not related to Coronavirus (line 15 / line 1)	0.00%

**E. Compliance with Planning and Administration (P/A) Cap**

19) Disbursed in IDIS for P/A from Grant	\$619,844.00
20) Percent of funds disbursed to date for P/A (line 19 / line 1 )	7.60%

**F. Overall Low and Moderate Income Benefit**

21) Drawn to Benefit LMI persons and households (minus noncountable amounts, line 22)	\$5,088,973.51
22) Noncountable amounts drawn: Non-LMI Portion of LMH activities	
23) Drawn to Prevent/Eliminate Slum/Blight	\$1,000,000.00
24) Drawn to Address Urgent Needs	

U.S. Department of Housing and Urban Development  
Office of Community Planning and Development  
Integrated Disbursement and Information System

DATE: 05-06-22

TIME: 16:28

PAGE: 9

25)	Total disbursements subject to overall LMI benefit (sum of lines 21, 22, 23 and 24)	\$6,088,973.51
26)	Percent Low and moderate income benefit, to date (line 21 / line 25)	83.58%

U.S. Department of Housing and Urban Development  
Office of Community Planning and Development  
Integrated Disbursement and Information System  
Grant Number B18DC160001

DATE: 05-06-22  
TIME: 16:28  
PAGE: 10

**A. Sources of State CDBG Funds**

1) State Allocation	\$8,213,561.00
2) Grant funds returned to line of credit	
3) Grant funds returned to local account	

**B. State CDBG Resources by Use**

4) Obligated to recipients	\$8,213,511.28
5) Set aside for State Administration	
6) Set aside for Technical Assistance	\$82,086.28

**C. Expenditures of State CDBG Resources**

7) Drawn for State Administration	
8) Drawn for Technical Assistance	\$62,841.28
9) Drawn for Section 108 Repayments	
10) Drawn for all other activities	\$7,134,634.00
11) Disbursed for Coronavirus-related Activities	\$4,499.00
12) Disbursed for Activities Not related to Coronavirus	\$7,192,976.28

**D. Compliance with Public Service (PS) Cap**

13) Disbursed in IDIS for ALL PS	
14) Disbursed for Coronavirus-related Public Services	
15) Disbursed for Public Services Not related to Coronavirus	
16) Percent of funds disbursed to date for PS (line 13 / line 1)	0.00%
17) Percent Disbursed for Coronavirus-related Public Services (line 14 / line 1)	0.00%
18) Percent Disbursed for Public Services Not related to Coronavirus (line 15 / line 1)	0.00%

**E. Compliance with Planning and Administration (P/A) Cap**

19) Disbursed in IDIS for P/A from Grant	\$712,479.00
20) Percent of funds disbursed to date for P/A (line 19 / line 1 )	8.67%

**F. Overall Low and Moderate Income Benefit**

21) Drawn to Benefit LMI persons and households (minus noncountable amounts, line 22)	\$5,441,055.00
22) Noncountable amounts drawn: Non-LMI Portion of LMH activities	
23) Drawn to Prevent/Eliminate Slum/Blight	\$927,455.00
24) Drawn to Address Urgent Needs	\$53,645.00



U.S. Department of Housing and Urban Development  
Office of Community Planning and Development  
Integrated Disbursement and Information System

DATE: 05-06-22

TIME: 16:28

PAGE: 11

25)	Total disbursements subject to overall LMI benefit (sum of lines 21, 22, 23 and 24)	\$6,422,155.00
26)	Percent Low and moderate income benefit, to date (line 21 / line 25)	84.72%

U.S. Department of Housing and Urban Development  
Office of Community Planning and Development  
Integrated Disbursement and Information System  
Grant Number B17DC160001

DATE: 05-06-22  
TIME: 16:28  
PAGE: 12

**A. Sources of State CDBG Funds**

1) State Allocation	\$7,461,397.00
2) Grant funds returned to line of credit	
3) Grant funds returned to local account	

**B. State CDBG Resources by Use**

4) Obligated to recipients	\$7,461,397.00
5) Set aside for State Administration	\$249,228.00
6) Set aside for Technical Assistance	\$74,534.86

**C. Expenditures of State CDBG Resources**

7) Drawn for State Administration	\$249,228.00
8) Drawn for Technical Assistance	\$59,262.28
9) Drawn for Section 108 Repayments	
10) Drawn for all other activities	\$6,626,969.14
11) Disbursed for Coronavirus-related Activities	\$1.00
12) Disbursed for Activities Not related to Coronavirus	\$6,935,458.42

**D. Compliance with Public Service (PS) Cap**

13) Disbursed in IDIS for ALL PS	
14) Disbursed for Coronavirus-related Public Services	
15) Disbursed for Public Services Not related to Coronavirus	
16) Percent of funds disbursed to date for PS (line 13 / line 1)	0.00%
17) Percent Disbursed for Coronavirus-related Public Services (line 14 / line 1)	0.00%
18) Percent Disbursed for Public Services Not related to Coronavirus (line 15 / line 1)	0.00%

**E. Compliance with Planning and Administration (P/A) Cap**

19) Disbursed in IDIS for P/A from Grant	\$659,117.00
20) Percent of funds disbursed to date for P/A (line 19 / line 1 )	8.83%

**F. Overall Low and Moderate Income Benefit**

21) Drawn to Benefit LMI persons and households (minus noncountable amounts, line 22)	\$5,362,835.14
22) Noncountable amounts drawn: Non-LMI Portion of LMH activities	
23) Drawn to Prevent/Eliminate Slum/Blight	\$854,245.00
24) Drawn to Address Urgent Needs	

U.S. Department of Housing and Urban Development  
Office of Community Planning and Development  
Integrated Disbursement and Information System

DATE: 05-06-22

TIME: 16:28

PAGE: 13

25)	Total disbursements subject to overall LMI benefit (sum of lines 21, 22, 23 and 24)	\$6,217,080.14
26)	Percent Low and moderate income benefit, to date (line 21 / line 25)	86.26%

U.S. Department of Housing and Urban Development  
Office of Community Planning and Development  
Integrated Disbursement and Information System  
Grant Number B16DC160001

DATE: 05-06-22  
TIME: 16:28  
PAGE: 14

**A. Sources of State CDBG Funds**

1) State Allocation	\$7,561,311.00
2) Grant funds returned to line of credit	
3) Grant funds returned to local account	

**B. State CDBG Resources by Use**

4) Obligated to recipients	\$7,561,311.00
5) Set aside for State Administration	\$251,226.00
6) Set aside for Technical Assistance	\$75,613.00

**C. Expenditures of State CDBG Resources**

7) Drawn for State Administration	\$251,226.00
8) Drawn for Technical Assistance	\$75,613.00
9) Drawn for Section 108 Repayments	
10) Drawn for all other activities	\$7,183,263.00
11) Disbursed for Coronavirus-related Activities	
12) Disbursed for Activities Not related to Coronavirus	\$7,510,102.00

**D. Compliance with Public Service (PS) Cap**

13) Disbursed in IDIS for ALL PS	
14) Disbursed for Coronavirus-related Public Services	
15) Disbursed for Public Services Not related to Coronavirus	
16) Percent of funds disbursed to date for PS (line 13 / line 1)	0.00%
17) Percent Disbursed for Coronavirus-related Public Services (line 14 / line 1)	0.00%
18) Percent Disbursed for Public Services Not related to Coronavirus (line 15 / line 1)	0.00%

**E. Compliance with Planning and Administration (P/A) Cap**

19) Disbursed in IDIS for P/A from Grant	\$793,009.00
20) Percent of funds disbursed to date for P/A (line 19 / line 1 )	10.49%

**F. Overall Low and Moderate Income Benefit**

21) Drawn to Benefit LMI persons and households (minus noncountable amounts, line 22)	\$6,101,334.00
22) Noncountable amounts drawn: Non-LMI Portion of LMH activities	
23) Drawn to Prevent/Eliminate Slum/Blight	\$450,146.00
24) Drawn to Address Urgent Needs	\$90,000.00

U.S. Department of Housing and Urban Development  
Office of Community Planning and Development  
Integrated Disbursement and Information System

DATE: 05-06-22

TIME: 16:28

PAGE: 15

25)	Total disbursements subject to overall LMI benefit (sum of lines 21, 22, 23 and 24)	\$6,641,480.00
26)	Percent Low and moderate income benefit, to date (line 21 / line 25)	91.87%

U.S. Department of Housing and Urban Development  
Office of Community Planning and Development  
Integrated Disbursement and Information System  
Grant Number B15DC160001

DATE: 05-06-22  
TIME: 16:28  
PAGE: 16

**A. Sources of State CDBG Funds**

1) State Allocation	\$7,822,995.00
2) Grant funds returned to line of credit	
3) Grant funds returned to local account	

**B. State CDBG Resources by Use**

4) Obligated to recipients	\$7,822,995.00
5) Set aside for State Administration	\$256,459.00
6) Set aside for Technical Assistance	\$78,229.00

**C. Expenditures of State CDBG Resources**

7) Drawn for State Administration	\$256,459.00
8) Drawn for Technical Assistance	\$78,229.00
9) Drawn for Section 108 Repayments	
10) Drawn for all other activities	\$7,488,307.00
11) Disbursed for Coronavirus-related Activities	
12) Disbursed for Activities Not related to Coronavirus	\$7,822,995.00

**D. Compliance with Public Service (PS) Cap**

13) Disbursed in IDIS for ALL PS	
14) Disbursed for Coronavirus-related Public Services	
15) Disbursed for Public Services Not related to Coronavirus	
16) Percent of funds disbursed to date for PS (line 13 / line 1)	0.00%
17) Percent Disbursed for Coronavirus-related Public Services (line 14 / line 1)	0.00%
18) Percent Disbursed for Public Services Not related to Coronavirus (line 15 / line 1)	0.00%

**E. Compliance with Planning and Administration (P/A) Cap**

19) Disbursed in IDIS for P/A from Grant	\$917,858.00
20) Percent of funds disbursed to date for P/A (line 19 / line 1 )	11.73%

**F. Overall Low and Moderate Income Benefit**

21) Drawn to Benefit LMI persons and households (minus noncountable amounts, line 22)	\$6,376,898.00
22) Noncountable amounts drawn: Non-LMI Portion of LMH activities	
23) Drawn to Prevent/Eliminate Slum/Blight	\$450,010.00
24) Drawn to Address Urgent Needs	

U.S. Department of Housing and Urban Development  
Office of Community Planning and Development  
Integrated Disbursement and Information System

DATE: 05-06-22

TIME: 16:28

PAGE: 17

25) Total disbursements subject to overall LMI benefit (sum of lines 21, 22, 23 and 24)	\$6,826,908.00
26) Percent Low and moderate income benefit, to date (line 21 / line 25)	93.41%

U.S. Department of Housing and Urban Development  
Office of Community Planning and Development  
Integrated Disbursement and Information System  
Grant Number B14DC160001

DATE: 05-06-22  
TIME: 16:28  
PAGE: 18

**A. Sources of State CDBG Funds**

1) State Allocation	\$7,836,407.46
2) Grant funds returned to line of credit	
3) Grant funds returned to local account	

**B. State CDBG Resources by Use**

4) Obligated to recipients	\$13,891,029.00
5) Set aside for State Administration	\$256,728.00
6) Set aside for Technical Assistance	

**C. Expenditures of State CDBG Resources**

7) Drawn for State Administration	\$256,728.00
8) Drawn for Technical Assistance	
9) Drawn for Section 108 Repayments	
10) Drawn for all other activities	\$13,634,301.00
11) Disbursed for Coronavirus-related Activities	
12) Disbursed for Activities Not related to Coronavirus	\$13,891,029.00

**D. Compliance with Public Service (PS) Cap**

13) Disbursed in IDIS for ALL PS	
14) Disbursed for Coronavirus-related Public Services	
15) Disbursed for Public Services Not related to Coronavirus	
16) Percent of funds disbursed to date for PS (line 13 / line 1)	0.00%
17) Percent Disbursed for Coronavirus-related Public Services (line 14 / line 1)	0.00%
18) Percent Disbursed for Public Services Not related to Coronavirus (line 15 / line 1)	0.00%

**E. Compliance with Planning and Administration (P/A) Cap**

19) Disbursed in IDIS for P/A from Grant	\$1,321,196.00
20) Percent of funds disbursed to date for P/A (line 19 / line 1 )	16.86%

**F. Overall Low and Moderate Income Benefit**

21) Drawn to Benefit LMI persons and households (minus noncountable amounts, line 22)	\$11,866,781.00
22) Noncountable amounts drawn: Non-LMI Portion of LMH activities	
23) Drawn to Prevent/Eliminate Slum/Blight	\$677,500.00
24) Drawn to Address Urgent Needs	\$25,552.00



U.S. Department of Housing and Urban Development  
Office of Community Planning and Development  
Integrated Disbursement and Information System

DATE: 05-06-22

TIME: 16:28

PAGE: 19

25) Total disbursements subject to overall LMI benefit (sum of lines 21, 22, 23 and 24)	\$12,569,833.00
26) Percent Low and moderate income benefit, to date (line 21 / line 25)	94.41%

U.S. Department of Housing and Urban Development  
Office of Community Planning and Development  
Integrated Disbursement and Information System  
Grant Number B13DC160001

DATE: 05-06-22  
TIME: 16:28  
PAGE: 20

**A. Sources of State CDBG Funds**

1) State Allocation	\$7,742,858.00
2) Grant funds returned to line of credit	
3) Grant funds returned to local account	

**B. State CDBG Resources by Use**

4) Obligated to recipients	\$4,139,807.00
5) Set aside for State Administration	\$254,857.00
6) Set aside for Technical Assistance	\$65,428.00

**C. Expenditures of State CDBG Resources**

7) Drawn for State Administration	\$254,857.00
8) Drawn for Technical Assistance	\$65,428.00
9) Drawn for Section 108 Repayments	
10) Drawn for all other activities	\$3,819,522.00
11) Disbursed for Coronavirus-related Activities	
12) Disbursed for Activities Not related to Coronavirus	\$4,139,807.00

**D. Compliance with Public Service (PS) Cap**

13) Disbursed in IDIS for ALL PS	
14) Disbursed for Coronavirus-related Public Services	
15) Disbursed for Public Services Not related to Coronavirus	
16) Percent of funds disbursed to date for PS (line 13 / line 1)	0.00%
17) Percent Disbursed for Coronavirus-related Public Services (line 14 / line 1)	0.00%
18) Percent Disbursed for Public Services Not related to Coronavirus (line 15 / line 1)	0.00%

**E. Compliance with Planning and Administration (P/A) Cap**

19) Disbursed in IDIS for P/A from Grant	\$568,564.00
20) Percent of funds disbursed to date for P/A (line 19 / line 1 )	7.34%

**F. Overall Low and Moderate Income Benefit**

21) Drawn to Benefit LMI persons and households (minus noncountable amounts, line 22)	\$3,427,332.00
22) Noncountable amounts drawn: Non-LMI Portion of LMH activities	
23) Drawn to Prevent/Eliminate Slum/Blight	
24) Drawn to Address Urgent Needs	\$78,483.00

U.S. Department of Housing and Urban Development  
Office of Community Planning and Development  
Integrated Disbursement and Information System

DATE: 05-06-22

TIME: 16:28

PAGE: 21

25)	Total disbursements subject to overall LMI benefit (sum of lines 21, 22, 23 and 24)	\$3,505,815.00
26)	Percent Low and moderate income benefit, to date (line 21 / line 25)	97.76%

U.S. Department of Housing and Urban Development  
Office of Community Planning and Development  
Integrated Disbursement and Information System  
Grant Number B12DC160001

DATE: 05-06-22  
TIME: 16:28  
PAGE: 22

**A. Sources of State CDBG Funds**

1) State Allocation	\$7,388,470.00
2) Grant funds returned to line of credit	
3) Grant funds returned to local account	

**B. State CDBG Resources by Use**

4) Obligated to recipients	\$9,306,850.00
5) Set aside for State Administration	\$247,769.00
6) Set aside for Technical Assistance	\$15,000.00

**C. Expenditures of State CDBG Resources**

7) Drawn for State Administration	\$247,769.00
8) Drawn for Technical Assistance	\$15,000.00
9) Drawn for Section 108 Repayments	
10) Drawn for all other activities	\$9,044,081.00
11) Disbursed for Coronavirus-related Activities	
12) Disbursed for Activities Not related to Coronavirus	\$9,306,850.00

**D. Compliance with Public Service (PS) Cap**

13) Disbursed in IDIS for ALL PS	
14) Disbursed for Coronavirus-related Public Services	
15) Disbursed for Public Services Not related to Coronavirus	
16) Percent of funds disbursed to date for PS (line 13 / line 1)	0.00%
17) Percent Disbursed for Coronavirus-related Public Services (line 14 / line 1)	0.00%
18) Percent Disbursed for Public Services Not related to Coronavirus (line 15 / line 1)	0.00%

**E. Compliance with Planning and Administration (P/A) Cap**

19) Disbursed in IDIS for P/A from Grant	\$1,044,702.00
20) Percent of funds disbursed to date for P/A (line 19 / line 1 )	14.14%

**F. Overall Low and Moderate Income Benefit**

21) Drawn to Benefit LMI persons and households (minus noncountable amounts, line 22)	\$6,766,456.00
22) Noncountable amounts drawn: Non-LMI Portion of LMH activities	
23) Drawn to Prevent/Eliminate Slum/Blight	\$1,269,400.00
24) Drawn to Address Urgent Needs	\$211,292.00

U.S. Department of Housing and Urban Development  
Office of Community Planning and Development  
Integrated Disbursement and Information System

DATE: 05-06-22

TIME: 16:28

PAGE: 23

25)	Total disbursements subject to overall LMI benefit (sum of lines 21, 22, 23 and 24)	\$8,247,148.00
26)	Percent Low and moderate income benefit, to date (line 21 / line 25)	82.05%

U.S. Department of Housing and Urban Development  
Office of Community Planning and Development  
Integrated Disbursement and Information System  
Grant Number B11DC160001

DATE: 05-06-22  
TIME: 16:28  
PAGE: 24

**A. Sources of State CDBG Funds**

1) State Allocation	\$7,927,092.00
2) Grant funds returned to line of credit	
3) Grant funds returned to local account	

**B. State CDBG Resources by Use**

4) Obligated to recipients	\$8,886,404.27
5) Set aside for State Administration	\$258,541.00
6) Set aside for Technical Assistance	\$79,252.27

**C. Expenditures of State CDBG Resources**

7) Drawn for State Administration	\$258,541.00
8) Drawn for Technical Assistance	\$79,252.27
9) Drawn for Section 108 Repayments	
10) Drawn for all other activities	\$8,548,611.00
11) Disbursed for Coronavirus-related Activities	
12) Disbursed for Activities Not related to Coronavirus	\$8,886,404.27

**D. Compliance with Public Service (PS) Cap**

13) Disbursed in IDIS for ALL PS	\$500,000.00
14) Disbursed for Coronavirus-related Public Services	
15) Disbursed for Public Services Not related to Coronavirus	\$500,000.00
16) Percent of funds disbursed to date for PS (line 13 / line 1)	6.31%
17) Percent Disbursed for Coronavirus-related Public Services (line 14 / line 1)	0.00%
18) Percent Disbursed for Public Services Not related to Coronavirus (line 15 / line 1)	6.31%

**E. Compliance with Planning and Administration (P/A) Cap**

19) Disbursed in IDIS for P/A from Grant	\$920,383.00
20) Percent of funds disbursed to date for P/A (line 19 / line 1 )	11.61%

**F. Overall Low and Moderate Income Benefit**

21) Drawn to Benefit LMI persons and households (minus noncountable amounts, line 22)	\$6,986,769.00
22) Noncountable amounts drawn: Non-LMI Portion of LMH activities	
23) Drawn to Prevent/Eliminate Slum/Blight	\$900,000.00
24) Drawn to Address Urgent Needs	

U.S. Department of Housing and Urban Development  
Office of Community Planning and Development  
Integrated Disbursement and Information System

DATE: 05-06-22

TIME: 16:28

PAGE: 25

25) Total disbursements subject to overall LMI benefit (sum of lines 21, 22, 23 and 24)	\$7,886,769.00
26) Percent Low and moderate income benefit, to date (line 21 / line 25)	88.59%

U.S. Department of Housing and Urban Development  
Office of Community Planning and Development  
Integrated Disbursement and Information System  
Grant Number B10DC160001

DATE: 05-06-22  
TIME: 16:28  
PAGE: 26

**A. Sources of State CDBG Funds**

1) State Allocation	\$9,418,790.00
2) Grant funds returned to line of credit	
3) Grant funds returned to local account	

**B. State CDBG Resources by Use**

4) Obligated to recipients	\$10,362,785.80
5) Set aside for State Administration	
6) Set aside for Technical Assistance	\$94,187.00

**C. Expenditures of State CDBG Resources**

7) Drawn for State Administration	
8) Drawn for Technical Assistance	\$94,187.00
9) Drawn for Section 108 Repayments	
10) Drawn for all other activities	\$10,268,598.80
11) Disbursed for Coronavirus-related Activities	
12) Disbursed for Activities Not related to Coronavirus	\$10,362,785.80

**D. Compliance with Public Service (PS) Cap**

13) Disbursed in IDIS for ALL PS	
14) Disbursed for Coronavirus-related Public Services	
15) Disbursed for Public Services Not related to Coronavirus	
16) Percent of funds disbursed to date for PS (line 13 / line 1)	0.00%
17) Percent Disbursed for Coronavirus-related Public Services (line 14 / line 1)	0.00%
18) Percent Disbursed for Public Services Not related to Coronavirus (line 15 / line 1)	0.00%

**E. Compliance with Planning and Administration (P/A) Cap**

19) Disbursed in IDIS for P/A from Grant	\$973,737.80
20) Percent of funds disbursed to date for P/A (line 19 / line 1 )	10.34%

**F. Overall Low and Moderate Income Benefit**

21) Drawn to Benefit LMI persons and households (minus noncountable amounts, line 22)	\$8,013,490.00
22) Noncountable amounts drawn: Non-LMI Portion of LMH activities	
23) Drawn to Prevent/Eliminate Slum/Blight	\$1,281,371.00
24) Drawn to Address Urgent Needs	



U.S. Department of Housing and Urban Development  
Office of Community Planning and Development  
Integrated Disbursement and Information System

DATE: 05-06-22

TIME: 16:28

PAGE: 27

25)	Total disbursements subject to overall LMI benefit (sum of lines 21, 22, 23 and 24)	\$9,294,861.00
26)	Percent Low and moderate income benefit, to date (line 21 / line 25)	86.21%

U.S. Department of Housing and Urban Development  
Office of Community Planning and Development  
Integrated Disbursement and Information System  
Grant Number B09DC160001

DATE: 05-06-22  
TIME: 16:28  
PAGE: 28

**A. Sources of State CDBG Funds**

1) State Allocation	\$8,621,821.00
2) Grant funds returned to line of credit	
3) Grant funds returned to local account	

**B. State CDBG Resources by Use**

4) Obligated to recipients	\$7,421,734.50
5) Set aside for State Administration	
6) Set aside for Technical Assistance	\$82,243.50

**C. Expenditures of State CDBG Resources**

7) Drawn for State Administration	
8) Drawn for Technical Assistance	\$82,243.50
9) Drawn for Section 108 Repayments	
10) Drawn for all other activities	\$7,339,491.00
11) Disbursed for Coronavirus-related Activities	
12) Disbursed for Activities Not related to Coronavirus	\$7,421,734.50

**D. Compliance with Public Service (PS) Cap**

13) Disbursed in IDIS for ALL PS	\$150,000.00
14) Disbursed for Coronavirus-related Public Services	
15) Disbursed for Public Services Not related to Coronavirus	\$150,000.00
16) Percent of funds disbursed to date for PS (line 13 / line 1)	1.74%
17) Percent Disbursed for Coronavirus-related Public Services (line 14 / line 1)	0.00%
18) Percent Disbursed for Public Services Not related to Coronavirus (line 15 / line 1)	1.74%

**E. Compliance with Planning and Administration (P/A) Cap**

19) Disbursed in IDIS for P/A from Grant	\$863,838.00
20) Percent of funds disbursed to date for P/A (line 19 / line 1 )	10.02%

**F. Overall Low and Moderate Income Benefit**

21) Drawn to Benefit LMI persons and households (minus noncountable amounts, line 22)	\$5,203,496.00
22) Noncountable amounts drawn: Non-LMI Portion of LMH activities	
23) Drawn to Prevent/Eliminate Slum/Blight	\$1,183,947.00
24) Drawn to Address Urgent Needs	\$88,210.00

U.S. Department of Housing and Urban Development  
Office of Community Planning and Development  
Integrated Disbursement and Information System

DATE: 05-06-22

TIME: 16:28

PAGE: 29

25)	Total disbursements subject to overall LMI benefit (sum of lines 21, 22, 23 and 24)	\$6,475,653.00
26)	Percent Low and moderate income benefit, to date (line 21 / line 25)	80.35%

U.S. Department of Housing and Urban Development  
Office of Community Planning and Development  
Integrated Disbursement and Information System  
Grant Number B08DC160001

DATE: 05-06-22  
TIME: 16:28  
PAGE: 30

**A. Sources of State CDBG Funds**

1) State Allocation	\$8,449,812.00
2) Grant funds returned to line of credit	
3) Grant funds returned to local account	

**B. State CDBG Resources by Use**

4) Obligated to recipients	\$6,926,177.24
5) Set aside for State Administration	
6) Set aside for Technical Assistance	\$84,498.00

**C. Expenditures of State CDBG Resources**

7) Drawn for State Administration	
8) Drawn for Technical Assistance	\$84,498.00
9) Drawn for Section 108 Repayments	
10) Drawn for all other activities	\$6,841,679.24
11) Disbursed for Coronavirus-related Activities	
12) Disbursed for Activities Not related to Coronavirus	\$6,926,177.24

**D. Compliance with Public Service (PS) Cap**

13) Disbursed in IDIS for ALL PS	
14) Disbursed for Coronavirus-related Public Services	
15) Disbursed for Public Services Not related to Coronavirus	
16) Percent of funds disbursed to date for PS (line 13 / line 1)	0.00%
17) Percent Disbursed for Coronavirus-related Public Services (line 14 / line 1)	0.00%
18) Percent Disbursed for Public Services Not related to Coronavirus (line 15 / line 1)	0.00%

**E. Compliance with Planning and Administration (P/A) Cap**

19) Disbursed in IDIS for P/A from Grant	\$754,796.24
20) Percent of funds disbursed to date for P/A (line 19 / line 1 )	8.93%

**F. Overall Low and Moderate Income Benefit**

21) Drawn to Benefit LMI persons and households (minus noncountable amounts, line 22)	\$5,944,014.00
22) Noncountable amounts drawn: Non-LMI Portion of LMH activities	
23) Drawn to Prevent/Eliminate Slum/Blight	
24) Drawn to Address Urgent Needs	\$142,869.00

U.S. Department of Housing and Urban Development  
Office of Community Planning and Development  
Integrated Disbursement and Information System

DATE: 05-06-22

TIME: 16:28

PAGE: 31

25)	Total disbursements subject to overall LMI benefit (sum of lines 21, 22, 23 and 24)	\$6,086,883.00
26)	Percent Low and moderate income benefit, to date (line 21 / line 25)	97.65%

U.S. Department of Housing and Urban Development  
Office of Community Planning and Development  
Integrated Disbursement and Information System  
Grant Number B07DC160001

DATE: 05-06-22  
TIME: 16:28  
PAGE: 32

**A. Sources of State CDBG Funds**

1) State Allocation	\$8,978,224.00
2) Grant funds returned to line of credit	
3) Grant funds returned to local account	

**B. State CDBG Resources by Use**

4) Obligated to recipients	\$7,944,667.78
5) Set aside for State Administration	
6) Set aside for Technical Assistance	\$74,781.30

**C. Expenditures of State CDBG Resources**

7) Drawn for State Administration	
8) Drawn for Technical Assistance	\$74,781.30
9) Drawn for Section 108 Repayments	
10) Drawn for all other activities	\$7,869,886.48
11) Disbursed for Coronavirus-related Activities	
12) Disbursed for Activities Not related to Coronavirus	\$7,944,667.78

**D. Compliance with Public Service (PS) Cap**

13) Disbursed in IDIS for ALL PS	
14) Disbursed for Coronavirus-related Public Services	
15) Disbursed for Public Services Not related to Coronavirus	
16) Percent of funds disbursed to date for PS (line 13 / line 1)	0.00%
17) Percent Disbursed for Coronavirus-related Public Services (line 14 / line 1)	0.00%
18) Percent Disbursed for Public Services Not related to Coronavirus (line 15 / line 1)	0.00%

**E. Compliance with Planning and Administration (P/A) Cap**

19) Disbursed in IDIS for P/A from Grant	\$854,213.48
20) Percent of funds disbursed to date for P/A (line 19 / line 1 )	9.51%

**F. Overall Low and Moderate Income Benefit**

21) Drawn to Benefit LMI persons and households (minus noncountable amounts, line 22)	\$5,878,650.00
22) Noncountable amounts drawn: Non-LMI Portion of LMH activities	
23) Drawn to Prevent/Eliminate Slum/Blight	\$1,096,471.00
24) Drawn to Address Urgent Needs	\$40,552.00

U.S. Department of Housing and Urban Development  
Office of Community Planning and Development  
Integrated Disbursement and Information System

DATE: 05-06-22

TIME: 16:28

PAGE: 33

25)	Total disbursements subject to overall LMI benefit (sum of lines 21, 22, 23 and 24)	\$7,015,673.00
26)	Percent Low and moderate income benefit, to date (line 21 / line 25)	83.79%

U.S. Department of Housing and Urban Development  
Office of Community Planning and Development  
Integrated Disbursement and Information System  
Grant Number B06DC160001

DATE: 05-06-22  
TIME: 16:28  
PAGE: 34

**A. Sources of State CDBG Funds**

1) State Allocation	\$9,122,695.00
2) Grant funds returned to line of credit	
3) Grant funds returned to local account	

**B. State CDBG Resources by Use**

4) Obligated to recipients	\$9,256,753.90
5) Set aside for State Administration	
6) Set aside for Technical Assistance	\$90,327.00

**C. Expenditures of State CDBG Resources**

7) Drawn for State Administration	
8) Drawn for Technical Assistance	\$90,327.00
9) Drawn for Section 108 Repayments	
10) Drawn for all other activities	\$9,166,426.90
11) Disbursed for Coronavirus-related Activities	
12) Disbursed for Activities Not related to Coronavirus	\$9,256,753.90

**D. Compliance with Public Service (PS) Cap**

13) Disbursed in IDIS for ALL PS	
14) Disbursed for Coronavirus-related Public Services	
15) Disbursed for Public Services Not related to Coronavirus	
16) Percent of funds disbursed to date for PS (line 13 / line 1)	0.00%
17) Percent Disbursed for Coronavirus-related Public Services (line 14 / line 1)	0.00%
18) Percent Disbursed for Public Services Not related to Coronavirus (line 15 / line 1)	0.00%

**E. Compliance with Planning and Administration (P/A) Cap**

19) Disbursed in IDIS for P/A from Grant	\$850,843.90
20) Percent of funds disbursed to date for P/A (line 19 / line 1 )	9.33%

**F. Overall Low and Moderate Income Benefit**

21) Drawn to Benefit LMI persons and households (minus noncountable amounts, line 22)	\$7,119,984.00
22) Noncountable amounts drawn: Non-LMI Portion of LMH activities	
23) Drawn to Prevent/Eliminate Slum/Blight	\$948,000.00
24) Drawn to Address Urgent Needs	\$247,599.00



U.S. Department of Housing and Urban Development  
Office of Community Planning and Development  
Integrated Disbursement and Information System

DATE: 05-06-22

TIME: 16:28

PAGE: 35

25)	Total disbursements subject to overall LMI benefit (sum of lines 21, 22, 23 and 24)	\$8,315,583.00
26)	Percent Low and moderate income benefit, to date (line 21 / line 25)	85.62%

U.S. Department of Housing and Urban Development  
Office of Community Planning and Development  
Integrated Disbursement and Information System  
Grant Number B05DC160001

DATE: 05-06-22  
TIME: 16:28  
PAGE: 36

**A. Sources of State CDBG Funds**

1) State Allocation	\$10,080,980.00
2) Grant funds returned to line of credit	
3) Grant funds returned to local account	

**B. State CDBG Resources by Use**

4) Obligated to recipients	\$8,015,183.87
5) Set aside for State Administration	
6) Set aside for Technical Assistance	\$27,328.27

**C. Expenditures of State CDBG Resources**

7) Drawn for State Administration	
8) Drawn for Technical Assistance	\$27,328.27
9) Drawn for Section 108 Repayments	
10) Drawn for all other activities	\$7,987,855.60
11) Disbursed for Coronavirus-related Activities	
12) Disbursed for Activities Not related to Coronavirus	\$8,015,183.87

**D. Compliance with Public Service (PS) Cap**

13) Disbursed in IDIS for ALL PS	
14) Disbursed for Coronavirus-related Public Services	
15) Disbursed for Public Services Not related to Coronavirus	
16) Percent of funds disbursed to date for PS (line 13 / line 1)	0.00%
17) Percent Disbursed for Coronavirus-related Public Services (line 14 / line 1)	0.00%
18) Percent Disbursed for Public Services Not related to Coronavirus (line 15 / line 1)	0.00%

**E. Compliance with Planning and Administration (P/A) Cap**

19) Disbursed in IDIS for P/A from Grant	\$796,029.60
20) Percent of funds disbursed to date for P/A (line 19 / line 1 )	7.90%

**F. Overall Low and Moderate Income Benefit**

21) Drawn to Benefit LMI persons and households (minus noncountable amounts, line 22)	\$6,511,826.00
22) Noncountable amounts drawn: Non-LMI Portion of LMH activities	
23) Drawn to Prevent/Eliminate Slum/Blight	\$590,000.00
24) Drawn to Address Urgent Needs	\$90,000.00

U.S. Department of Housing and Urban Development  
Office of Community Planning and Development  
Integrated Disbursement and Information System

DATE: 05-06-22

TIME: 16:28

PAGE: 37

25)	Total disbursements subject to overall LMI benefit (sum of lines 21, 22, 23 and 24)	\$7,191,826.00
26)	Percent Low and moderate income benefit, to date (line 21 / line 25)	90.54%

U.S. Department of Housing and Urban Development  
Office of Community Planning and Development  
Integrated Disbursement and Information System  
Grant Number B04DC160001

DATE: 05-06-22  
TIME: 16:28  
PAGE: 38

**A. Sources of State CDBG Funds**

1) State Allocation	\$10,551,273.00
2) Grant funds returned to line of credit	
3) Grant funds returned to local account	

**B. State CDBG Resources by Use**

4) Obligated to recipients	\$10,514,340.46
5) Set aside for State Administration	
6) Set aside for Technical Assistance	\$104,513.00

**C. Expenditures of State CDBG Resources**

7) Drawn for State Administration	
8) Drawn for Technical Assistance	\$104,513.00
9) Drawn for Section 108 Repayments	
10) Drawn for all other activities	\$10,409,827.46
11) Disbursed for Coronavirus-related Activities	
12) Disbursed for Activities Not related to Coronavirus	\$10,514,340.46

**D. Compliance with Public Service (PS) Cap**

13) Disbursed in IDIS for ALL PS	
14) Disbursed for Coronavirus-related Public Services	
15) Disbursed for Public Services Not related to Coronavirus	
16) Percent of funds disbursed to date for PS (line 13 / line 1)	0.00%
17) Percent Disbursed for Coronavirus-related Public Services (line 14 / line 1)	0.00%
18) Percent Disbursed for Public Services Not related to Coronavirus (line 15 / line 1)	0.00%

**E. Compliance with Planning and Administration (P/A) Cap**

19) Disbursed in IDIS for P/A from Grant	\$1,118,324.46
20) Percent of funds disbursed to date for P/A (line 19 / line 1 )	10.60%

**F. Overall Low and Moderate Income Benefit**

21) Drawn to Benefit LMI persons and households (minus noncountable amounts, line 22)	\$7,806,528.00
22) Noncountable amounts drawn: Non-LMI Portion of LMH activities	
23) Drawn to Prevent/Eliminate Slum/Blight	\$1,405,000.00
24) Drawn to Address Urgent Needs	\$90,000.00

U.S. Department of Housing and Urban Development  
Office of Community Planning and Development  
Integrated Disbursement and Information System

DATE: 05-06-22

TIME: 16:28

PAGE: 39

25)	Total disbursements subject to overall LMI benefit (sum of lines 21, 22, 23 and 24)	\$9,301,528.00
26)	Percent Low and moderate income benefit, to date (line 21 / line 25)	83.93%

U.S. Department of Housing and Urban Development  
Office of Community Planning and Development  
Integrated Disbursement and Information System  
Grant Number B03DC160001

DATE: 05-06-22  
TIME: 16:28  
PAGE: 40

**A. Sources of State CDBG Funds**

1) State Allocation	\$10,948,000.00
2) Grant funds returned to line of credit	
3) Grant funds returned to local account	

**B. State CDBG Resources by Use**

4) Obligated to recipients	\$11,284,405.00
5) Set aside for State Administration	
6) Set aside for Technical Assistance	\$94,480.00

**C. Expenditures of State CDBG Resources**

7) Drawn for State Administration	
8) Drawn for Technical Assistance	\$94,480.00
9) Drawn for Section 108 Repayments	
10) Drawn for all other activities	\$11,189,925.00
11) Disbursed for Coronavirus-related Activities	
12) Disbursed for Activities Not related to Coronavirus	\$11,284,405.00

**D. Compliance with Public Service (PS) Cap**

13) Disbursed in IDIS for ALL PS	
14) Disbursed for Coronavirus-related Public Services	
15) Disbursed for Public Services Not related to Coronavirus	
16) Percent of funds disbursed to date for PS (line 13 / line 1)	0.00%
17) Percent Disbursed for Coronavirus-related Public Services (line 14 / line 1)	0.00%
18) Percent Disbursed for Public Services Not related to Coronavirus (line 15 / line 1)	0.00%

**E. Compliance with Planning and Administration (P/A) Cap**

19) Disbursed in IDIS for P/A from Grant	\$1,068,448.00
20) Percent of funds disbursed to date for P/A (line 19 / line 1 )	9.76%

**F. Overall Low and Moderate Income Benefit**

21) Drawn to Benefit LMI persons and households (minus noncountable amounts, line 22)	\$8,900,567.00
22) Noncountable amounts drawn: Non-LMI Portion of LMH activities	
23) Drawn to Prevent/Eliminate Slum/Blight	\$950,000.00
24) Drawn to Address Urgent Needs	\$270,910.00

U.S. Department of Housing and Urban Development  
Office of Community Planning and Development  
Integrated Disbursement and Information System

DATE: 05-06-22

TIME: 16:28

PAGE: 41

25)	Total disbursements subject to overall LMI benefit (sum of lines 21, 22, 23 and 24)	\$10,121,477.00
26)	Percent Low and moderate income benefit, to date (line 21 / line 25)	87.94%

U.S. Department of Housing and Urban Development  
Office of Community Planning and Development  
Integrated Disbursement and Information System  
Grant Number B02DC160001

DATE: 05-06-22  
TIME: 16:28  
PAGE: 42

**A. Sources of State CDBG Funds**

1) State Allocation	\$9,842,000.00
2) Grant funds returned to line of credit	
3) Grant funds returned to local account	

**B. State CDBG Resources by Use**

4) Obligated to recipients	\$10,268,090.00
5) Set aside for State Administration	
6) Set aside for Technical Assistance	

**C. Expenditures of State CDBG Resources**

7) Drawn for State Administration	
8) Drawn for Technical Assistance	
9) Drawn for Section 108 Repayments	
10) Drawn for all other activities	\$10,268,090.00
11) Disbursed for Coronavirus-related Activities	
12) Disbursed for Activities Not related to Coronavirus	\$10,268,090.00

**D. Compliance with Public Service (PS) Cap**

13) Disbursed in IDIS for ALL PS	
14) Disbursed for Coronavirus-related Public Services	
15) Disbursed for Public Services Not related to Coronavirus	
16) Percent of funds disbursed to date for PS (line 13 / line 1)	0.00%
17) Percent Disbursed for Coronavirus-related Public Services (line 14 / line 1)	0.00%
18) Percent Disbursed for Public Services Not related to Coronavirus (line 15 / line 1)	0.00%

**E. Compliance with Planning and Administration (P/A) Cap**

19) Disbursed in IDIS for P/A from Grant	\$1,040,255.24
20) Percent of funds disbursed to date for P/A (line 19 / line 1 )	10.57%

**F. Overall Low and Moderate Income Benefit**

21) Drawn to Benefit LMI persons and households (minus noncountable amounts, line 22)	\$7,376,479.76
22) Noncountable amounts drawn: Non-LMI Portion of LMH activities	
23) Drawn to Prevent/Eliminate Slum/Blight	\$1,711,355.00
24) Drawn to Address Urgent Needs	\$140,000.00



U.S. Department of Housing and Urban Development  
Office of Community Planning and Development  
Integrated Disbursement and Information System

DATE: 05-06-22

TIME: 16:28

PAGE: 43

25) Total disbursements subject to overall LMI benefit (sum of lines 21, 22, 23 and 24)	\$9,227,834.76
26) Percent Low and moderate income benefit, to date (line 21 / line 25)	79.94%

U.S. Department of Housing and Urban Development  
Office of Community Planning and Development  
Integrated Disbursement and Information System  
Grant Number B01DC160001

DATE: 05-06-22  
TIME: 16:28  
PAGE: 44

**A. Sources of State CDBG Funds**

1) State Allocation	\$9,855,000.00
2) Grant funds returned to line of credit	
3) Grant funds returned to local account	

**B. State CDBG Resources by Use**

4) Obligated to recipients	\$9,823,231.13
5) Set aside for State Administration	
6) Set aside for Technical Assistance	\$75,835.13

**C. Expenditures of State CDBG Resources**

7) Drawn for State Administration	
8) Drawn for Technical Assistance	\$75,835.13
9) Drawn for Section 108 Repayments	
10) Drawn for all other activities	\$9,747,396.00
11) Disbursed for Coronavirus-related Activities	
12) Disbursed for Activities Not related to Coronavirus	\$9,823,231.13

**D. Compliance with Public Service (PS) Cap**

13) Disbursed in IDIS for ALL PS	
14) Disbursed for Coronavirus-related Public Services	
15) Disbursed for Public Services Not related to Coronavirus	
16) Percent of funds disbursed to date for PS (line 13 / line 1)	0.00%
17) Percent Disbursed for Coronavirus-related Public Services (line 14 / line 1)	0.00%
18) Percent Disbursed for Public Services Not related to Coronavirus (line 15 / line 1)	0.00%

**E. Compliance with Planning and Administration (P/A) Cap**

19) Disbursed in IDIS for P/A from Grant	\$968,719.00
20) Percent of funds disbursed to date for P/A (line 19 / line 1 )	9.83%

**F. Overall Low and Moderate Income Benefit**

21) Drawn to Benefit LMI persons and households (minus noncountable amounts, line 22)	\$6,451,911.00
22) Noncountable amounts drawn: Non-LMI Portion of LMH activities	
23) Drawn to Prevent/Eliminate Slum/Blight	\$2,188,219.00
24) Drawn to Address Urgent Needs	\$138,547.00

U.S. Department of Housing and Urban Development  
Office of Community Planning and Development  
Integrated Disbursement and Information System

DATE: 05-06-22

TIME: 16:28

PAGE: 45

25)	Total disbursements subject to overall LMI benefit (sum of lines 21, 22, 23 and 24)	\$8,778,677.00
26)	Percent Low and moderate income benefit, to date (line 21 / line 25)	73.50%

U.S. Department of Housing and Urban Development  
Office of Community Planning and Development  
Integrated Disbursement and Information System  
Grant Number B00DC160001

DATE: 05-06-22  
TIME: 16:28  
PAGE: 46

**A. Sources of State CDBG Funds**

1) State Allocation	\$9,473,000.00
2) Grant funds returned to line of credit	
3) Grant funds returned to local account	

**B. State CDBG Resources by Use**

4) Obligated to recipients	\$8,179,426.00
5) Set aside for State Administration	
6) Set aside for Technical Assistance	\$25,000.00

**C. Expenditures of State CDBG Resources**

7) Drawn for State Administration	
8) Drawn for Technical Assistance	\$25,000.00
9) Drawn for Section 108 Repayments	
10) Drawn for all other activities	\$8,154,426.00
11) Disbursed for Coronavirus-related Activities	
12) Disbursed for Activities Not related to Coronavirus	\$8,179,426.00

**D. Compliance with Public Service (PS) Cap**

13) Disbursed in IDIS for ALL PS	
14) Disbursed for Coronavirus-related Public Services	
15) Disbursed for Public Services Not related to Coronavirus	
16) Percent of funds disbursed to date for PS (line 13 / line 1)	0.00%
17) Percent Disbursed for Coronavirus-related Public Services (line 14 / line 1)	0.00%
18) Percent Disbursed for Public Services Not related to Coronavirus (line 15 / line 1)	0.00%

**E. Compliance with Planning and Administration (P/A) Cap**

19) Disbursed in IDIS for P/A from Grant	\$996,410.00
20) Percent of funds disbursed to date for P/A (line 19 / line 1 )	10.52%

**F. Overall Low and Moderate Income Benefit**

21) Drawn to Benefit LMI persons and households (minus noncountable amounts, line 22)	\$6,820,533.00
22) Noncountable amounts drawn: Non-LMI Portion of LMH activities	
23) Drawn to Prevent/Eliminate Slum/Blight	\$192,047.00
24) Drawn to Address Urgent Needs	\$145,436.00

U.S. Department of Housing and Urban Development  
Office of Community Planning and Development  
Integrated Disbursement and Information System

DATE: 05-06-22

TIME: 16:28

PAGE: 47

25) Total disbursements subject to overall LMI benefit (sum of lines 21, 22, 23 and 24)	\$7,158,016.00
26) Percent Low and moderate income benefit, to date (line 21 / line 25)	95.29%

U.S. Department of Housing and Urban Development  
Office of Community Planning and Development  
Integrated Disbursement and Information System  
Grant Number B99DC160001

DATE: 05-06-22  
TIME: 16:28  
PAGE: 48

**A. Sources of State CDBG Funds**

1) State Allocation	\$9,353,000.00
2) Grant funds returned to line of credit	
3) Grant funds returned to local account	

**B. State CDBG Resources by Use**

4) Obligated to recipients	\$9,393,227.80
5) Set aside for State Administration	
6) Set aside for Technical Assistance	

**C. Expenditures of State CDBG Resources**

7) Drawn for State Administration	
8) Drawn for Technical Assistance	
9) Drawn for Section 108 Repayments	
10) Drawn for all other activities	\$9,393,227.80
11) Disbursed for Coronavirus-related Activities	
12) Disbursed for Activities Not related to Coronavirus	\$9,393,227.80

**D. Compliance with Public Service (PS) Cap**

13) Disbursed in IDIS for ALL PS	
14) Disbursed for Coronavirus-related Public Services	
15) Disbursed for Public Services Not related to Coronavirus	
16) Percent of funds disbursed to date for PS (line 13 / line 1)	0.00%
17) Percent Disbursed for Coronavirus-related Public Services (line 14 / line 1)	0.00%
18) Percent Disbursed for Public Services Not related to Coronavirus (line 15 / line 1)	0.00%

**E. Compliance with Planning and Administration (P/A) Cap**

19) Disbursed in IDIS for P/A from Grant	\$1,125,660.00
20) Percent of funds disbursed to date for P/A (line 19 / line 1 )	12.04%

**F. Overall Low and Moderate Income Benefit**

21) Drawn to Benefit LMI persons and households (minus noncountable amounts, line 22)	\$6,385,567.80
22) Noncountable amounts drawn: Non-LMI Portion of LMH activities	\$120,000.00
23) Drawn to Prevent/Eliminate Slum/Blight	\$1,792,000.00
24) Drawn to Address Urgent Needs	\$90,000.00

U.S. Department of Housing and Urban Development  
Office of Community Planning and Development  
Integrated Disbursement and Information System

DATE: 05-06-22

TIME: 16:28

PAGE: 49

25)	Total disbursements subject to overall LMI benefit (sum of lines 21, 22, 23 and 24)	\$8,387,567.80
26)	Percent Low and moderate income benefit, to date (line 21 / line 25)	76.13%

U.S. Department of Housing and Urban Development  
Office of Community Planning and Development  
Integrated Disbursement and Information System  
Grant Number B98DC160001

DATE: 05-06-22  
TIME: 16:28  
PAGE: 50

**A. Sources of State CDBG Funds**

1) State Allocation	\$9,262,000.00
2) Grant funds returned to line of credit	
3) Grant funds returned to local account	

**B. State CDBG Resources by Use**

4) Obligated to recipients	\$9,141,134.36
5) Set aside for State Administration	
6) Set aside for Technical Assistance	

**C. Expenditures of State CDBG Resources**

7) Drawn for State Administration	
8) Drawn for Technical Assistance	
9) Drawn for Section 108 Repayments	
10) Drawn for all other activities	\$9,018,130.36
11) Disbursed for Coronavirus-related Activities	
12) Disbursed for Activities Not related to Coronavirus	\$9,141,134.36

**D. Compliance with Public Service (PS) Cap**

13) Disbursed in IDIS for ALL PS	\$371,606.00
14) Disbursed for Coronavirus-related Public Services	
15) Disbursed for Public Services Not related to Coronavirus	\$371,606.00
16) Percent of funds disbursed to date for PS (line 13 / line 1)	4.01%
17) Percent Disbursed for Coronavirus-related Public Services (line 14 / line 1)	0.00%
18) Percent Disbursed for Public Services Not related to Coronavirus (line 15 / line 1)	4.01%

**E. Compliance with Planning and Administration (P/A) Cap**

19) Disbursed in IDIS for P/A from Grant	\$1,002,871.52
20) Percent of funds disbursed to date for P/A (line 19 / line 1 )	10.83%

**F. Overall Low and Moderate Income Benefit**

21) Drawn to Benefit LMI persons and households (minus noncountable amounts, line 22)	\$6,588,964.84
22) Noncountable amounts drawn: Non-LMI Portion of LMH activities	
23) Drawn to Prevent/Eliminate Slum/Blight	\$1,546,294.00
24) Drawn to Address Urgent Needs	



U.S. Department of Housing and Urban Development  
Office of Community Planning and Development  
Integrated Disbursement and Information System

DATE: 05-06-22

TIME: 16:28

PAGE: 51

25) Total disbursements subject to overall LMI benefit (sum of lines 21, 22, 23 and 24)	\$8,135,258.84
26) Percent Low and moderate income benefit, to date (line 21 / line 25)	80.99%

U.S. Department of Housing and Urban Development  
Office of Community Planning and Development  
Integrated Disbursement and Information System  
Grant Number B97DC160001

DATE: 05-06-22  
TIME: 16:28  
PAGE: 52

**A. Sources of State CDBG Funds**

1) State Allocation	\$9,359,000.00
2) Grant funds returned to line of credit	
3) Grant funds returned to local account	

**B. State CDBG Resources by Use**

4) Obligated to recipients	\$9,108,843.35
5) Set aside for State Administration	
6) Set aside for Technical Assistance	

**C. Expenditures of State CDBG Resources**

7) Drawn for State Administration	
8) Drawn for Technical Assistance	
9) Drawn for Section 108 Repayments	
10) Drawn for all other activities	\$3,105,546.29
11) Disbursed for Coronavirus-related Activities	
12) Disbursed for Activities Not related to Coronavirus	\$9,108,843.35

**D. Compliance with Public Service (PS) Cap**

13) Disbursed in IDIS for ALL PS	
14) Disbursed for Coronavirus-related Public Services	
15) Disbursed for Public Services Not related to Coronavirus	
16) Percent of funds disbursed to date for PS (line 13 / line 1)	0.00%
17) Percent Disbursed for Coronavirus-related Public Services (line 14 / line 1)	0.00%
18) Percent Disbursed for Public Services Not related to Coronavirus (line 15 / line 1)	0.00%

**E. Compliance with Planning and Administration (P/A) Cap**

19) Disbursed in IDIS for P/A from Grant	\$188,145.00
20) Percent of funds disbursed to date for P/A (line 19 / line 1 )	2.01%

**F. Overall Low and Moderate Income Benefit**

21) Drawn to Benefit LMI persons and households (minus noncountable amounts, line 22)	\$2,285,289.29
22) Noncountable amounts drawn: Non-LMI Portion of LMH activities	
23) Drawn to Prevent/Eliminate Slum/Blight	\$632,112.00
24) Drawn to Address Urgent Needs	

U.S. Department of Housing and Urban Development  
Office of Community Planning and Development  
Integrated Disbursement and Information System

DATE: 05-06-22

TIME: 16:28

PAGE: 53

25) Total disbursements subject to overall LMI benefit (sum of lines 21, 22, 23 and 24)	\$2,917,401.29
26) Percent Low and moderate income benefit, to date (line 21 / line 25)	78.33%

U.S. Department of Housing and Urban Development  
Office of Community Planning and Development  
Integrated Disbursement and Information System  
Grant Number B96DC160001

DATE: 05-06-22  
TIME: 16:28  
PAGE: 54

**A. Sources of State CDBG Funds**

1) State Allocation	\$9,937,000.00
2) Grant funds returned to line of credit	
3) Grant funds returned to local account	

**B. State CDBG Resources by Use**

4) Obligated to recipients	\$9,956,142.86
5) Set aside for State Administration	
6) Set aside for Technical Assistance	

**C. Expenditures of State CDBG Resources**

7) Drawn for State Administration	
8) Drawn for Technical Assistance	
9) Drawn for Section 108 Repayments	
10) Drawn for all other activities	\$601,740.50
11) Disbursed for Coronavirus-related Activities	
12) Disbursed for Activities Not related to Coronavirus	\$9,956,142.86

**D. Compliance with Public Service (PS) Cap**

13) Disbursed in IDIS for ALL PS	
14) Disbursed for Coronavirus-related Public Services	
15) Disbursed for Public Services Not related to Coronavirus	
16) Percent of funds disbursed to date for PS (line 13 / line 1)	0.00%
17) Percent Disbursed for Coronavirus-related Public Services (line 14 / line 1)	0.00%
18) Percent Disbursed for Public Services Not related to Coronavirus (line 15 / line 1)	0.00%

**E. Compliance with Planning and Administration (P/A) Cap**

19) Disbursed in IDIS for P/A from Grant	\$53,732.50
20) Percent of funds disbursed to date for P/A (line 19 / line 1 )	0.54%

**F. Overall Low and Moderate Income Benefit**

21) Drawn to Benefit LMI persons and households (minus noncountable amounts, line 22)	\$548,008.00
22) Noncountable amounts drawn: Non-LMI Portion of LMH activities	
23) Drawn to Prevent/Eliminate Slum/Blight	
24) Drawn to Address Urgent Needs	

U.S. Department of Housing and Urban Development  
Office of Community Planning and Development  
Integrated Disbursement and Information System

DATE: 05-06-22

TIME: 16:28

PAGE: 55

25)	Total disbursements subject to overall LMI benefit (sum of lines 21, 22, 23 and 24)	\$548,008.00
26)	Percent Low and moderate income benefit, to date (line 21 / line 25)	100.00%

U.S. Department of Housing and Urban Development  
Office of Community Planning and Development  
Integrated Disbursement and Information System  
Grant Number B95DC160001

DATE: 05-06-22  
TIME: 16:28  
PAGE: 56

**A. Sources of State CDBG Funds**

1) State Allocation	\$10,117,000.00
2) Grant funds returned to line of credit	
3) Grant funds returned to local account	

**B. State CDBG Resources by Use**

4) Obligated to recipients	\$9,998,622.14
5) Set aside for State Administration	
6) Set aside for Technical Assistance	

**C. Expenditures of State CDBG Resources**

7) Drawn for State Administration	
8) Drawn for Technical Assistance	
9) Drawn for Section 108 Repayments	
10) Drawn for all other activities	\$291,645.00
11) Disbursed for Coronavirus-related Activities	
12) Disbursed for Activities Not related to Coronavirus	\$9,998,622.14

**D. Compliance with Public Service (PS) Cap**

13) Disbursed in IDIS for ALL PS	
14) Disbursed for Coronavirus-related Public Services	
15) Disbursed for Public Services Not related to Coronavirus	
16) Percent of funds disbursed to date for PS (line 13 / line 1)	0.00%
17) Percent Disbursed for Coronavirus-related Public Services (line 14 / line 1)	0.00%
18) Percent Disbursed for Public Services Not related to Coronavirus (line 15 / line 1)	0.00%

**E. Compliance with Planning and Administration (P/A) Cap**

19) Disbursed in IDIS for P/A from Grant	\$22,850.00
20) Percent of funds disbursed to date for P/A (line 19 / line 1 )	0.23%

**F. Overall Low and Moderate Income Benefit**

21) Drawn to Benefit LMI persons and households (minus noncountable amounts, line 22)	\$268,795.00
22) Noncountable amounts drawn: Non-LMI Portion of LMH activities	
23) Drawn to Prevent/Eliminate Slum/Blight	
24) Drawn to Address Urgent Needs	

U.S. Department of Housing and Urban Development  
Office of Community Planning and Development  
Integrated Disbursement and Information System

DATE: 05-06-22

TIME: 16:28

PAGE: 57

25)	Total disbursements subject to overall LMI benefit (sum of lines 21, 22, 23 and 24)	\$268,795.00
26)	Percent Low and moderate income benefit, to date (line 21 / line 25)	100.00%

U.S. Department of Housing and Urban Development  
Office of Community Planning and Development  
Integrated Disbursement and Information System  
Grant Number B94DC160001

DATE: 05-06-22  
TIME: 16:28  
PAGE: 58

**A. Sources of State CDBG Funds**

1) State Allocation	\$9,400,000.00
2) Grant funds returned to line of credit	
3) Grant funds returned to local account	

**B. State CDBG Resources by Use**

4) Obligated to recipients	\$9,390,566.00
5) Set aside for State Administration	
6) Set aside for Technical Assistance	

**C. Expenditures of State CDBG Resources**

7) Drawn for State Administration	
8) Drawn for Technical Assistance	
9) Drawn for Section 108 Repayments	
10) Drawn for all other activities	\$94,197.00
11) Disbursed for Coronavirus-related Activities	
12) Disbursed for Activities Not related to Coronavirus	\$9,390,566.00

**D. Compliance with Public Service (PS) Cap**

13) Disbursed in IDIS for ALL PS	
14) Disbursed for Coronavirus-related Public Services	
15) Disbursed for Public Services Not related to Coronavirus	
16) Percent of funds disbursed to date for PS (line 13 / line 1)	0.00%
17) Percent Disbursed for Coronavirus-related Public Services (line 14 / line 1)	0.00%
18) Percent Disbursed for Public Services Not related to Coronavirus (line 15 / line 1)	0.00%

**E. Compliance with Planning and Administration (P/A) Cap**

19) Disbursed in IDIS for P/A from Grant	\$9,966.00
20) Percent of funds disbursed to date for P/A (line 19 / line 1 )	0.11%

**F. Overall Low and Moderate Income Benefit**

21) Drawn to Benefit LMI persons and households (minus noncountable amounts, line 22)	\$62,384.00
22) Noncountable amounts drawn: Non-LMI Portion of LMH activities	
23) Drawn to Prevent/Eliminate Slum/Blight	\$21,847.00
24) Drawn to Address Urgent Needs	



U.S. Department of Housing and Urban Development  
Office of Community Planning and Development  
Integrated Disbursement and Information System

DATE: 05-06-22

TIME: 16:28

PAGE: 59

25)	Total disbursements subject to overall LMI benefit (sum of lines 21, 22, 23 and 24)	\$84,231.00
26)	Percent Low and moderate income benefit, to date (line 21 / line 25)	74.06%

U.S. Department of Housing and Urban Development  
Office of Community Planning and Development  
Integrated Disbursement and Information System  
Grant Number B93DC160001

DATE: 05-06-22  
TIME: 16:28  
PAGE: 60

**A. Sources of State CDBG Funds**

1) State Allocation	\$8,757,000.00
2) Grant funds returned to line of credit	
3) Grant funds returned to local account	

**B. State CDBG Resources by Use**

4) Obligated to recipients	\$8,757,000.00
5) Set aside for State Administration	
6) Set aside for Technical Assistance	

**C. Expenditures of State CDBG Resources**

7) Drawn for State Administration	
8) Drawn for Technical Assistance	
9) Drawn for Section 108 Repayments	
10) Drawn for all other activities	\$0.00
11) Disbursed for Coronavirus-related Activities	
12) Disbursed for Activities Not related to Coronavirus	\$8,757,000.00

**D. Compliance with Public Service (PS) Cap**

13) Disbursed in IDIS for ALL PS	
14) Disbursed for Coronavirus-related Public Services	
15) Disbursed for Public Services Not related to Coronavirus	
16) Percent of funds disbursed to date for PS (line 13 / line 1)	0.00%
17) Percent Disbursed for Coronavirus-related Public Services (line 14 / line 1)	0.00%
18) Percent Disbursed for Public Services Not related to Coronavirus (line 15 / line 1)	0.00%

**E. Compliance with Planning and Administration (P/A) Cap**

19) Disbursed in IDIS for P/A from Grant	
20) Percent of funds disbursed to date for P/A (line 19 / line 1 )	0.00%

**F. Overall Low and Moderate Income Benefit**

21) Drawn to Benefit LMI persons and households (minus noncountable amounts, line 22)	\$0.00
22) Noncountable amounts drawn: Non-LMI Portion of LMH activities	
23) Drawn to Prevent/Eliminate Slum/Blight	
24) Drawn to Address Urgent Needs	

U.S. Department of Housing and Urban Development  
Office of Community Planning and Development  
Integrated Disbursement and Information System

DATE: 05-06-22

TIME: 16:28

PAGE: 61

25)	Total disbursements subject to overall LMI benefit (sum of lines 21, 22, 23 and 24)	\$0.00
26)	Percent Low and moderate income benefit, to date (line 21 / line 25)	

U.S. Department of Housing and Urban Development  
Office of Community Planning and Development  
Integrated Disbursement and Information System  
Grant Number B92DC160001

DATE: 05-06-22  
TIME: 16:28  
PAGE: 62

**A. Sources of State CDBG Funds**

1) State Allocation	\$7,519,000.00
2) Grant funds returned to line of credit	
3) Grant funds returned to local account	

**B. State CDBG Resources by Use**

4) Obligated to recipients	\$7,519,000.00
5) Set aside for State Administration	
6) Set aside for Technical Assistance	

**C. Expenditures of State CDBG Resources**

7) Drawn for State Administration	
8) Drawn for Technical Assistance	
9) Drawn for Section 108 Repayments	
10) Drawn for all other activities	
11) Disbursed for Coronavirus-related Activities	
12) Disbursed for Activities Not related to Coronavirus	\$7,519,000.00

**D. Compliance with Public Service (PS) Cap**

13) Disbursed in IDIS for ALL PS	
14) Disbursed for Coronavirus-related Public Services	
15) Disbursed for Public Services Not related to Coronavirus	
16) Percent of funds disbursed to date for PS (line 13 / line 1)	0.00%
17) Percent Disbursed for Coronavirus-related Public Services (line 14 / line 1)	0.00%
18) Percent Disbursed for Public Services Not related to Coronavirus (line 15 / line 1)	0.00%

**E. Compliance with Planning and Administration (P/A) Cap**

19) Disbursed in IDIS for P/A from Grant	
20) Percent of funds disbursed to date for P/A (line 19 / line 1 )	0.00%

**F. Overall Low and Moderate Income Benefit**

21) Drawn to Benefit LMI persons and households (minus noncountable amounts, line 22)	
22) Noncountable amounts drawn: Non-LMI Portion of LMH activities	
23) Drawn to Prevent/Eliminate Slum/Blight	
24) Drawn to Address Urgent Needs	

U.S. Department of Housing and Urban Development  
Office of Community Planning and Development  
Integrated Disbursement and Information System

DATE: 05-06-22

TIME: 16:28

PAGE: 63

25)	Total disbursements subject to overall LMI benefit (sum of lines 21, 22, 23 and 24)	\$0.00
26)	Percent Low and moderate income benefit, to date (line 21 / line 25)	

U.S. Department of Housing and Urban Development  
Office of Community Planning and Development  
Integrated Disbursement and Information System  
Grant Number B91DC160001

DATE: 05-06-22  
TIME: 16:28  
PAGE: 64

**A. Sources of State CDBG Funds**

1) State Allocation	\$7,069,000.00
2) Grant funds returned to line of credit	
3) Grant funds returned to local account	

**B. State CDBG Resources by Use**

4) Obligated to recipients	\$7,069,000.00
5) Set aside for State Administration	
6) Set aside for Technical Assistance	

**C. Expenditures of State CDBG Resources**

7) Drawn for State Administration	
8) Drawn for Technical Assistance	
9) Drawn for Section 108 Repayments	
10) Drawn for all other activities	
11) Disbursed for Coronavirus-related Activities	
12) Disbursed for Activities Not related to Coronavirus	\$7,069,000.00

**D. Compliance with Public Service (PS) Cap**

13) Disbursed in IDIS for ALL PS	
14) Disbursed for Coronavirus-related Public Services	
15) Disbursed for Public Services Not related to Coronavirus	
16) Percent of funds disbursed to date for PS (line 13 / line 1)	0.00%
17) Percent Disbursed for Coronavirus-related Public Services (line 14 / line 1)	0.00%
18) Percent Disbursed for Public Services Not related to Coronavirus (line 15 / line 1)	0.00%

**E. Compliance with Planning and Administration (P/A) Cap**

19) Disbursed in IDIS for P/A from Grant	
20) Percent of funds disbursed to date for P/A (line 19 / line 1 )	0.00%

**F. Overall Low and Moderate Income Benefit**

21) Drawn to Benefit LMI persons and households (minus noncountable amounts, line 22)	
22) Noncountable amounts drawn: Non-LMI Portion of LMH activities	
23) Drawn to Prevent/Eliminate Slum/Blight	
24) Drawn to Address Urgent Needs	

U.S. Department of Housing and Urban Development  
Office of Community Planning and Development  
Integrated Disbursement and Information System

DATE: 05-06-22

TIME: 16:28

PAGE: 65

25)	Total disbursements subject to overall LMI benefit (sum of lines 21, 22, 23 and 24)	\$0.00
26)	Percent Low and moderate income benefit, to date (line 21 / line 25)	

U.S. Department of Housing and Urban Development  
Office of Community Planning and Development  
Integrated Disbursement and Information System  
Grant Number B90DC160001

DATE: 05-06-22  
TIME: 16:28  
PAGE: 66

**A. Sources of State CDBG Funds**

1) State Allocation	\$6,348,000.00
2) Grant funds returned to line of credit	
3) Grant funds returned to local account	

**B. State CDBG Resources by Use**

4) Obligated to recipients	\$6,803,000.00
5) Set aside for State Administration	
6) Set aside for Technical Assistance	

**C. Expenditures of State CDBG Resources**

7) Drawn for State Administration	
8) Drawn for Technical Assistance	
9) Drawn for Section 108 Repayments	
10) Drawn for all other activities	\$455,000.00
11) Disbursed for Coronavirus-related Activities	
12) Disbursed for Activities Not related to Coronavirus	\$6,803,000.00

**D. Compliance with Public Service (PS) Cap**

13) Disbursed in IDIS for ALL PS	
14) Disbursed for Coronavirus-related Public Services	
15) Disbursed for Public Services Not related to Coronavirus	
16) Percent of funds disbursed to date for PS (line 13 / line 1)	0.00%
17) Percent Disbursed for Coronavirus-related Public Services (line 14 / line 1)	0.00%
18) Percent Disbursed for Public Services Not related to Coronavirus (line 15 / line 1)	0.00%

**E. Compliance with Planning and Administration (P/A) Cap**

19) Disbursed in IDIS for P/A from Grant	
20) Percent of funds disbursed to date for P/A (line 19 / line 1 )	0.00%

**F. Overall Low and Moderate Income Benefit**

21) Drawn to Benefit LMI persons and households (minus noncountable amounts, line 22)	\$455,000.00
22) Noncountable amounts drawn: Non-LMI Portion of LMH activities	
23) Drawn to Prevent/Eliminate Slum/Blight	
24) Drawn to Address Urgent Needs	



U.S. Department of Housing and Urban Development  
Office of Community Planning and Development  
Integrated Disbursement and Information System

DATE: 05-06-22

TIME: 16:28

PAGE: 67

25)	Total disbursements subject to overall LMI benefit (sum of lines 21, 22, 23 and 24)	\$455,000.00
26)	Percent Low and moderate income benefit, to date (line 21 / line 25)	100.00%

U.S. Department of Housing and Urban Development  
Office of Community Planning and Development  
Integrated Disbursement and Information System  
Grant Number B89DC160001

DATE: 05-06-22  
TIME: 16:28  
PAGE: 68

**A. Sources of State CDBG Funds**

1) State Allocation	\$6,574,000.00
2) Grant funds returned to line of credit	
3) Grant funds returned to local account	

**B. State CDBG Resources by Use**

4) Obligated to recipients	\$6,574,000.00
5) Set aside for State Administration	
6) Set aside for Technical Assistance	

**C. Expenditures of State CDBG Resources**

7) Drawn for State Administration	
8) Drawn for Technical Assistance	
9) Drawn for Section 108 Repayments	
10) Drawn for all other activities	
11) Disbursed for Coronavirus-related Activities	
12) Disbursed for Activities Not related to Coronavirus	\$6,574,000.00

**D. Compliance with Public Service (PS) Cap**

13) Disbursed in IDIS for ALL PS	
14) Disbursed for Coronavirus-related Public Services	
15) Disbursed for Public Services Not related to Coronavirus	
16) Percent of funds disbursed to date for PS (line 13 / line 1)	0.00%
17) Percent Disbursed for Coronavirus-related Public Services (line 14 / line 1)	0.00%
18) Percent Disbursed for Public Services Not related to Coronavirus (line 15 / line 1)	0.00%

**E. Compliance with Planning and Administration (P/A) Cap**

19) Disbursed in IDIS for P/A from Grant	
20) Percent of funds disbursed to date for P/A (line 19 / line 1 )	0.00%

**F. Overall Low and Moderate Income Benefit**

21) Drawn to Benefit LMI persons and households (minus noncountable amounts, line 22)	
22) Noncountable amounts drawn: Non-LMI Portion of LMH activities	
23) Drawn to Prevent/Eliminate Slum/Blight	
24) Drawn to Address Urgent Needs	

U.S. Department of Housing and Urban Development  
Office of Community Planning and Development  
Integrated Disbursement and Information System

DATE: 05-06-22

TIME: 16:28

PAGE: 69

25)	Total disbursements subject to overall LMI benefit (sum of lines 21, 22, 23 and 24)	\$0.00
26)	Percent Low and moderate income benefit, to date (line 21 / line 25)	

U.S. Department of Housing and Urban Development  
Office of Community Planning and Development  
Integrated Disbursement and Information System  
Grant Number B88DC160001

DATE: 05-06-22  
TIME: 16:28  
PAGE: 70

**A. Sources of State CDBG Funds**

1) State Allocation	\$6,308,000.00
2) Grant funds returned to line of credit	
3) Grant funds returned to local account	

**B. State CDBG Resources by Use**

4) Obligated to recipients	\$6,308,000.00
5) Set aside for State Administration	
6) Set aside for Technical Assistance	

**C. Expenditures of State CDBG Resources**

7) Drawn for State Administration	
8) Drawn for Technical Assistance	
9) Drawn for Section 108 Repayments	
10) Drawn for all other activities	
11) Disbursed for Coronavirus-related Activities	
12) Disbursed for Activities Not related to Coronavirus	\$6,308,000.00

**D. Compliance with Public Service (PS) Cap**

13) Disbursed in IDIS for ALL PS	
14) Disbursed for Coronavirus-related Public Services	
15) Disbursed for Public Services Not related to Coronavirus	
16) Percent of funds disbursed to date for PS (line 13 / line 1)	0.00%
17) Percent Disbursed for Coronavirus-related Public Services (line 14 / line 1)	0.00%
18) Percent Disbursed for Public Services Not related to Coronavirus (line 15 / line 1)	0.00%

**E. Compliance with Planning and Administration (P/A) Cap**

19) Disbursed in IDIS for P/A from Grant	
20) Percent of funds disbursed to date for P/A (line 19 / line 1 )	0.00%

**F. Overall Low and Moderate Income Benefit**

21) Drawn to Benefit LMI persons and households (minus noncountable amounts, line 22)	
22) Noncountable amounts drawn: Non-LMI Portion of LMH activities	
23) Drawn to Prevent/Eliminate Slum/Blight	
24) Drawn to Address Urgent Needs	

U.S. Department of Housing and Urban Development  
Office of Community Planning and Development  
Integrated Disbursement and Information System

DATE: 05-06-22

TIME: 16:28

PAGE: 71

25)	Total disbursements subject to overall LMI benefit (sum of lines 21, 22, 23 and 24)	\$0.00
26)	Percent Low and moderate income benefit, to date (line 21 / line 25)	

U.S. Department of Housing and Urban Development  
Office of Community Planning and Development  
Integrated Disbursement and Information System  
Grant Number B87DC160001

DATE: 05-06-22  
TIME: 16:28  
PAGE: 72

**A. Sources of State CDBG Funds**

1) State Allocation	\$6,505,000.00
2) Grant funds returned to line of credit	
3) Grant funds returned to local account	

**B. State CDBG Resources by Use**

4) Obligated to recipients	\$6,505,000.00
5) Set aside for State Administration	
6) Set aside for Technical Assistance	

**C. Expenditures of State CDBG Resources**

7) Drawn for State Administration	
8) Drawn for Technical Assistance	
9) Drawn for Section 108 Repayments	
10) Drawn for all other activities	
11) Disbursed for Coronavirus-related Activities	
12) Disbursed for Activities Not related to Coronavirus	\$6,505,000.00

**D. Compliance with Public Service (PS) Cap**

13) Disbursed in IDIS for ALL PS	
14) Disbursed for Coronavirus-related Public Services	
15) Disbursed for Public Services Not related to Coronavirus	
16) Percent of funds disbursed to date for PS (line 13 / line 1)	0.00%
17) Percent Disbursed for Coronavirus-related Public Services (line 14 / line 1)	0.00%
18) Percent Disbursed for Public Services Not related to Coronavirus (line 15 / line 1)	0.00%

**E. Compliance with Planning and Administration (P/A) Cap**

19) Disbursed in IDIS for P/A from Grant	
20) Percent of funds disbursed to date for P/A (line 19 / line 1 )	0.00%

**F. Overall Low and Moderate Income Benefit**

21) Drawn to Benefit LMI persons and households (minus noncountable amounts, line 22)	
22) Noncountable amounts drawn: Non-LMI Portion of LMH activities	
23) Drawn to Prevent/Eliminate Slum/Blight	
24) Drawn to Address Urgent Needs	

U.S. Department of Housing and Urban Development  
Office of Community Planning and Development  
Integrated Disbursement and Information System

DATE: 05-06-22

TIME: 16:28

PAGE: 73

25)	Total disbursements subject to overall LMI benefit (sum of lines 21, 22, 23 and 24)	\$0.00
26)	Percent Low and moderate income benefit, to date (line 21 / line 25)	

U.S. Department of Housing and Urban Development  
Office of Community Planning and Development  
Integrated Disbursement and Information System  
Grant Number B86DC160001

DATE: 05-06-22  
TIME: 16:28  
PAGE: 74

**A. Sources of State CDBG Funds**

1) State Allocation	\$6,487,000.00
2) Grant funds returned to line of credit	
3) Grant funds returned to local account	

**B. State CDBG Resources by Use**

4) Obligated to recipients	\$6,487,000.00
5) Set aside for State Administration	
6) Set aside for Technical Assistance	

**C. Expenditures of State CDBG Resources**

7) Drawn for State Administration	
8) Drawn for Technical Assistance	
9) Drawn for Section 108 Repayments	
10) Drawn for all other activities	
11) Disbursed for Coronavirus-related Activities	
12) Disbursed for Activities Not related to Coronavirus	\$6,487,000.00

**D. Compliance with Public Service (PS) Cap**

13) Disbursed in IDIS for ALL PS	
14) Disbursed for Coronavirus-related Public Services	
15) Disbursed for Public Services Not related to Coronavirus	
16) Percent of funds disbursed to date for PS (line 13 / line 1)	0.00%
17) Percent Disbursed for Coronavirus-related Public Services (line 14 / line 1)	0.00%
18) Percent Disbursed for Public Services Not related to Coronavirus (line 15 / line 1)	0.00%

**E. Compliance with Planning and Administration (P/A) Cap**

19) Disbursed in IDIS for P/A from Grant	
20) Percent of funds disbursed to date for P/A (line 19 / line 1 )	0.00%

**F. Overall Low and Moderate Income Benefit**

21) Drawn to Benefit LMI persons and households (minus noncountable amounts, line 22)	
22) Noncountable amounts drawn: Non-LMI Portion of LMH activities	
23) Drawn to Prevent/Eliminate Slum/Blight	
24) Drawn to Address Urgent Needs	



U.S. Department of Housing and Urban Development  
Office of Community Planning and Development  
Integrated Disbursement and Information System

DATE: 05-06-22

TIME: 16:28

PAGE: 75

25)	Total disbursements subject to overall LMI benefit (sum of lines 21, 22, 23 and 24)	\$0.00
26)	Percent Low and moderate income benefit, to date (line 21 / line 25)	

U.S. Department of Housing and Urban Development  
Office of Community Planning and Development  
Integrated Disbursement and Information System  
Grant Number B85DC160001

DATE: 05-06-22  
TIME: 16:28  
PAGE: 76

**A. Sources of State CDBG Funds**

1) State Allocation	\$7,420,000.00
2) Grant funds returned to line of credit	
3) Grant funds returned to local account	

**B. State CDBG Resources by Use**

4) Obligated to recipients	\$7,420,000.00
5) Set aside for State Administration	
6) Set aside for Technical Assistance	

**C. Expenditures of State CDBG Resources**

7) Drawn for State Administration	
8) Drawn for Technical Assistance	
9) Drawn for Section 108 Repayments	
10) Drawn for all other activities	
11) Disbursed for Coronavirus-related Activities	
12) Disbursed for Activities Not related to Coronavirus	\$7,420,000.00

**D. Compliance with Public Service (PS) Cap**

13) Disbursed in IDIS for ALL PS	
14) Disbursed for Coronavirus-related Public Services	
15) Disbursed for Public Services Not related to Coronavirus	
16) Percent of funds disbursed to date for PS (line 13 / line 1)	0.00%
17) Percent Disbursed for Coronavirus-related Public Services (line 14 / line 1)	0.00%
18) Percent Disbursed for Public Services Not related to Coronavirus (line 15 / line 1)	0.00%

**E. Compliance with Planning and Administration (P/A) Cap**

19) Disbursed in IDIS for P/A from Grant	
20) Percent of funds disbursed to date for P/A (line 19 / line 1 )	0.00%

**F. Overall Low and Moderate Income Benefit**

21) Drawn to Benefit LMI persons and households (minus noncountable amounts, line 22)	
22) Noncountable amounts drawn: Non-LMI Portion of LMH activities	
23) Drawn to Prevent/Eliminate Slum/Blight	
24) Drawn to Address Urgent Needs	

U.S. Department of Housing and Urban Development  
Office of Community Planning and Development  
Integrated Disbursement and Information System

DATE: 05-06-22

TIME: 16:28

PAGE: 77

25)	Total disbursements subject to overall LMI benefit (sum of lines 21, 22, 23 and 24)	\$0.00
26)	Percent Low and moderate income benefit, to date (line 21 / line 25)	

U.S. Department of Housing and Urban Development  
Office of Community Planning and Development  
Integrated Disbursement and Information System  
Grant Number B84DC160001

DATE: 05-06-22  
TIME: 16:28  
PAGE: 78

**A. Sources of State CDBG Funds**

1) State Allocation	\$7,312,000.00
2) Grant funds returned to line of credit	
3) Grant funds returned to local account	

**B. State CDBG Resources by Use**

4) Obligated to recipients	\$7,312,000.00
5) Set aside for State Administration	
6) Set aside for Technical Assistance	

**C. Expenditures of State CDBG Resources**

7) Drawn for State Administration	
8) Drawn for Technical Assistance	
9) Drawn for Section 108 Repayments	
10) Drawn for all other activities	
11) Disbursed for Coronavirus-related Activities	
12) Disbursed for Activities Not related to Coronavirus	\$7,312,000.00

**D. Compliance with Public Service (PS) Cap**

13) Disbursed in IDIS for ALL PS	
14) Disbursed for Coronavirus-related Public Services	
15) Disbursed for Public Services Not related to Coronavirus	
16) Percent of funds disbursed to date for PS (line 13 / line 1)	0.00%
17) Percent Disbursed for Coronavirus-related Public Services (line 14 / line 1)	0.00%
18) Percent Disbursed for Public Services Not related to Coronavirus (line 15 / line 1)	0.00%

**E. Compliance with Planning and Administration (P/A) Cap**

19) Disbursed in IDIS for P/A from Grant	
20) Percent of funds disbursed to date for P/A (line 19 / line 1 )	0.00%

**F. Overall Low and Moderate Income Benefit**

21) Drawn to Benefit LMI persons and households (minus noncountable amounts, line 22)	
22) Noncountable amounts drawn: Non-LMI Portion of LMH activities	
23) Drawn to Prevent/Eliminate Slum/Blight	
24) Drawn to Address Urgent Needs	

U.S. Department of Housing and Urban Development  
Office of Community Planning and Development  
Integrated Disbursement and Information System

DATE: 05-06-22

TIME: 16:28

PAGE: 79

25)	Total disbursements subject to overall LMI benefit (sum of lines 21, 22, 23 and 24)	\$0.00
26)	Percent Low and moderate income benefit, to date (line 21 / line 25)	