

2020 IDAHO

POINT-IN-TIME HOMELESSNESS COUNT

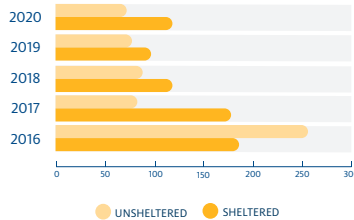
REGION 1

183

total homeless persons counted

An annual count on a single night each year to assist in analyzing homelessness trends in Idaho.

HOMELESS COUNT 6% SINCE 2019



HOUSEHOLD TYPE



Unaccompanied children includes those who are under 18.

119

SHELTERED

45 EMERGENCY SHELTER

74 TRANSITIONAL HOUSING

64

UNSHELTERED

22 VEHICLES

33 INSIDE NON-HOUSING*

9 OUTSIDE

TOTAL HOMELESS YOUTH HOUSEHOLDS

10

24 & younger

60% UNSHELTERED

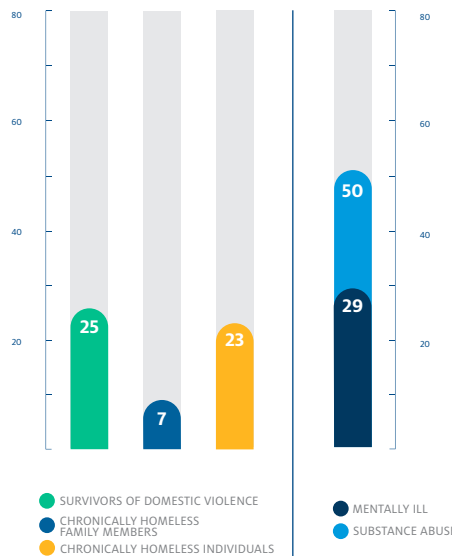
40% SHELTERED

30% PARENTING YOUTH WITH DEPENDENT CHILDREN

70% UNACCOMPANIED

Total homeless youth households include anyone 24 or younger that does not have a member of their household that is over 24.

SUBPOPULATION

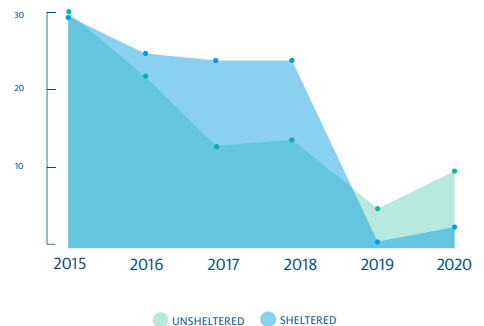


TOTAL HOMELESS VETERANS

11

82% UNSHELTERED

18% SHELTERED



*Non-housing includes a broad list of places unsheltered persons stay that is not "on the streets" or in vehicles, including abandoned buildings, outbuildings, rest areas, 24-hour establishments, condemned houses, etc.

TOTAL HOMELESS PERSONS BY REGION



POINT-IN-TIME COUNT

- ▶ While the Point-in-Time count represents a one-day snapshot of homelessness in the state and its regions, it is not indicative of the true number of homeless persons and families in the state over a given year.
- ▶ There is variation in count methodology year-to-year within communities. Unsheltered counts have more limitations than sheltered counts.
- ▶ Despite these limitations, the annual Point-in-Time count is a snapshot of those experiencing homelessness in the state and is used to inform decisions on resource allocation.

| REGION | COUNTY | UNSHELTERED | SHELTERED | TOTAL |
|--------------|---|--------------|--------------|--------------|
| 1 | Kootenai, Bonner, Boundary, Shoshone, Benewah | 64 | 119 | 183 |
| 2 | Latah, Clearwater, Nez Perce, Lewis, Idaho | 213 | 55 | 268 |
| 3 | Adams, Washington, Payette, Canyon, Elmore, Gem, Owyhee, Valley, Boise | 610 | 205 | 815 |
| 4 | Camas, Blaine, Gooding, Lincoln, Jerome, Twin Falls, Cassia, Minidoka | 13 | 115 | 128 |
| 5 | Bingham, Power, Oneida, Bannock, Caribou, Bear Lake, Franklin | 29 | 81 | 110 |
| 6 | Lemhi, Custer, Butte, Clark, Fremont, Madison, Teton, Bonneville, Jefferson | 31 | 133 | 164 |
| 7 | Ada | 83 | 564 | 647 |
| TOTAL | | 1,043 | 1,272 | 2,315 |

Idaho's 17th annual Point-in-Time (PIT) count was conducted the night of January 22, 2020. The PIT counts for regions 1-6 were conducted by Balance of State Continuum of Care (CoC) and coordinated by Idaho Housing and Finance Association (IHFA). The PIT count for region 7 was conducted and coordinated by Boise City Ada County CoC. The primary goal of the PIT count is to provide a one-night "snapshot" of the number of homeless persons who are either living on the streets, in places not meant for habitation or are currently residing in emergency shelters or homeless transitional housing projects. HUD's definition of homelessness for the PIT count does not include persons who may be staying with friends or relatives, in a hotel/motel, in a treatment facility, in jail or permanent housing projects for formerly homeless persons.

Additional PIT Count information can be found at idahohousing.com/homelessness-services-programs/hmis/.