

2021 IDAHO

POINT-IN-TIME HOMELESSNESS COUNT

REGION 2

164

total homeless persons counted

The 2021 Point-In-Time count is based on data from January 27, 2021 and does not reflect the full consequences of the COVID-19 pandemic on levels of homelessness or characteristic of people experiencing homelessness over time.

106

UNSHELTERED

 **29**
VEHICLES

 **61**
INSIDE NON-HOUSING*

 **16**
OUTSIDE

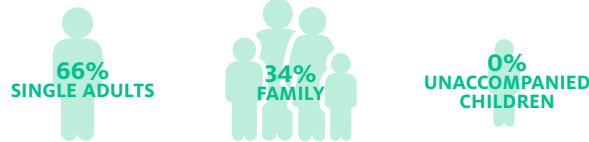
58

SHELTERED

 **45**
EMERGENCY SHELTER

 **13**
TRANSITIONAL HOUSING

HOUSEHOLD TYPE



Unaccompanied children includes those who are under 18.

TOTAL HOMELESS YOUTH HOUSEHOLDS

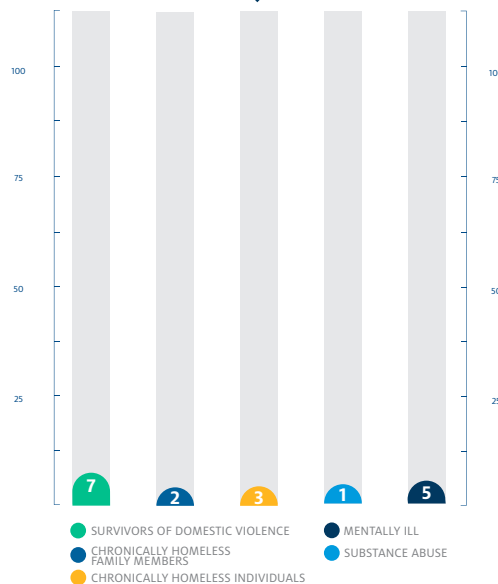
4 **24 & younger**

2 UNSHELTERED
2 SHELTERED

25%
PARENTING YOUTH WITH DEPENDENT CHILDREN

Total homeless youth households include anyone 24 or younger that does not have a member of their household that is over 24.


SUBPOPULATION (SHELTERED ONLY)



TOTAL HOMELESS VETERANS

4

75% UNSHELTERED
25% SHELTERED



*Non-housing includes a broad list of places unsheltered persons stay that is not "on the streets" or in vehicles, including abandoned buildings, outbuildings, rest areas, 24-hour establishments, condemned houses, etc.

TOTAL HOMELESS PERSONS BY REGION



POINT-IN-TIME COUNT

- ▶ While the Point-in-Time count represents a one-day snapshot of homelessness in the state and its regions, it is not indicative of the true number of homeless persons and families in the state over a given year.
- ▶ There is variation in count methodology year-to-year within communities. Unsheltered counts have more limitations than sheltered counts.
- ▶ Despite these limitations, the annual Point-in-Time count is a snapshot of those experiencing homelessness in the state and is used to inform decisions on resource allocation.

REGION	COUNTY	UNSHELTERED	SHELTERED	TOTAL
1	Kootenai, Bonner, Boundary, Shoshone, Benewah	62	86	148
2	Latah, Clearwater, Nez Perce, Lewis, Idaho	106	58	164
3	Adams, Washington, Payette, Canyon, Elmore, Gem, Owyhee, Valley, Boise	557	76	633
4	Camas, Blaine, Gooding, Lincoln, Jerome, Twin Falls, Cassia, Minidoka	35	195	230
5	Bingham, Power, Oneida, Bannock, Caribou, Bear Lake, Franklin	31	46	77
6	Lemhi, Custer, Butte, Clark, Fremont, Madison, Teton, Bonneville, Jefferson	8	54	62
7	Ada	73	502	575
TOTAL		*872	1,017	1,889

Idaho's 18th annual Point-in-Time (PIT) count was conducted the night of January 27, 2021. The PIT counts for regions 1-6 were conducted by Balance of State Continuum of Care (CoC) and coordinated by Idaho Housing and Finance Association (IHFA). The PIT count for region 7 was conducted and coordinated by Boise City Ada County CoC. The primary goal of the PIT count is to provide a one-night "snapshot" of the number of homeless persons who are either living on the streets, in places not meant for habitation or are currently residing in emergency shelters or homeless transitional housing projects. HUD's definition of homelessness for the PIT count does not include persons who may be staying with friends or relatives, in a hotel/motel, in a treatment facility, in jail or permanent housing projects for formerly homeless persons.

Additional PIT Count information can be found at idahohousing.com/homelessness-services-programs/hmis/.